

MOBKL3 antibody

Catalog Number: 112722

Product name

MOBKL3 antibody

IP: 1:200-1:1000

IHC: 1:20-1:200

Specificity

Human, Mouse, Rat; other species not tested.

Antibody description

MOBKL3 Rabbit Polyclonal antibody. Positive IHC detected in human colon cancer tissue, human stomach tissue. Positive IP detected in K-562 cells. Positive WB detected in K-562 cells. Observed molecular weight by Western-blot: 24 kDa

Preparation

This antibody was obtained by immunization of MOBKL3 recombinant protein (Accession Number: NM_015387). Purification method: Antigen affinity purified.

Formulation

PBS with 0.1% sodium azide and 50% glycerol pH 7.3.

Storage

Store at -20°C. DO NOT ALIQUOT

Clonality

Polyclonal

Ig Type

Rabbit IgG

Applications


ELISA, WB, IHC, IP

Dilutions

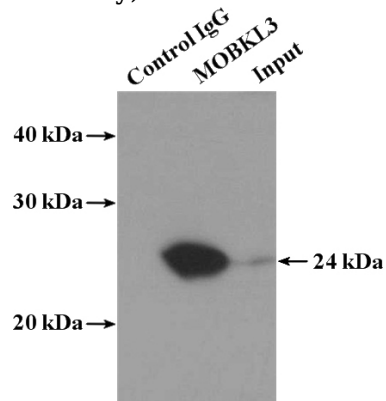
Recommended Dilution:

WB: 1:200-1:2000

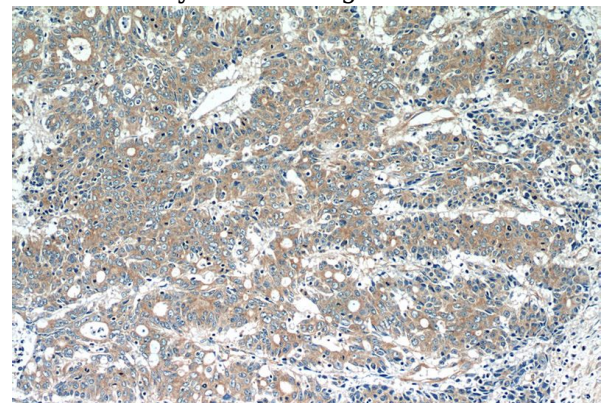
Validations



K-562 cells were subjected to SDS PAGE followed by western blot with Catalog No:112722(MOBKL3 antibody) at dilution of 1:200



IP Result of anti-MOBKL3 (IP:Catalog No:112722, 4ug; Detection:Catalog No:112722 1:300) with K-562 cells lysate 4000ug.

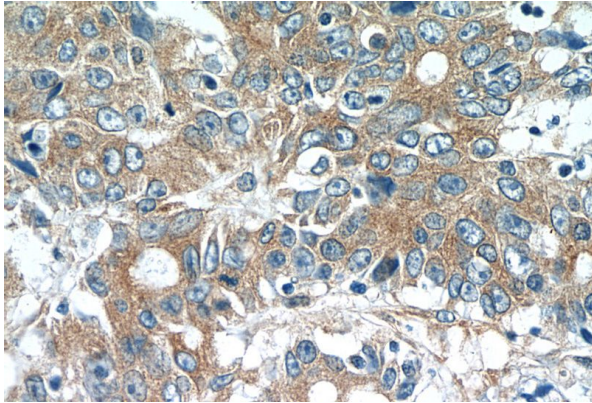


Immunohistochemistry of paraffin-embedded human colon cancer tissue slide using Catalog

MOBKL3 antibody

Catalog Number: 112722

No:112722(MOBKL3 Antibody) at dilution of 1:50
(under 10x lens)



Immunohistochemistry of paraffin-embedded
human colon cancer tissue slide using Catalog
No:112722(MOBKL3 Antibody) at dilution of 1:50
(under 40x lens)