

MNAT1 antibody

Catalog Number: 112713

Product name

MNAT1 antibody

IP: 1:200-1:2000

IF: 1:10-1:100


Specificity

Human, Mouse, Rat; other species not tested.

Antibody description

MNAT1 Rabbit Polyclonal antibody. Positive IF detected in A375 cells. Positive WB detected in HeLa cells, A375 cells, MCF7 cells, NIH/3T3 cells. Positive IP detected in HeLa cells. Observed molecular weight by Western-blot: 36 kDa

Validations



Preparation

This antibody was obtained by immunization of MNAT1 recombinant protein (Accession Number: XM_005267687). Purification method: Antigen affinity purified.

HeLa cells were subjected to SDS PAGE followed by western blot with Catalog No:112713(MNAT1 antibody) at dilution of 1:500

Formulation

PBS with 0.1% sodium azide and 50% glycerol pH 7.3.

Storage

Store at -20°C. DO NOT ALIQUOT

Clonality

Polyclonal

Ig Type

Rabbit IgG

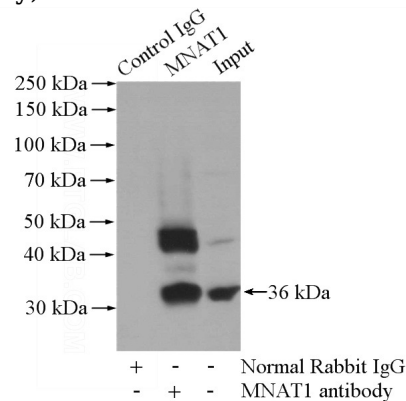
Applications

ELISA, WB, IF, IP

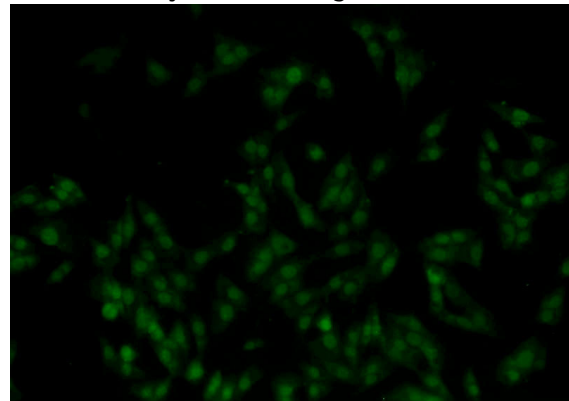
Dilutions

Recommended Dilution:

WB: 1:200-1:2000



IP Result of anti-MNAT1 (IP:Catalog No:112713, 4ug; Detection:Catalog No:112713 1:500) with HeLa cells lysate 1200ug.



Immunofluorescent analysis of A375 cells using Catalog No:112713(MNAT1 Antibody) at dilution

MNAT1 antibody



Catalog Number: 112713

of 1:25 and Alexa Fluor 488-conjugated AffiniPure Goat Anti-Rabbit IgG(H+L)