

# MICAL1 antibody

Catalog Number: 112609

## Product name

MICAL1 antibody

## Specificity

Human, Mouse; other species not tested.

## Antibody description

MICAL1 Rabbit Polyclonal antibody. Positive IP detected in HeLa cells. Positive WB detected in Jurkat cells, HEK-293 cells, HeLa cells, human brain tissue, mouse lung tissue. Positive IF detected in HeLa. Positive IHC detected in human lung tissue, human heart tissue, human ovary tissue, human placenta tissue, human skin tissue, human spleen tissue, human testis tissue. Positive FC detected in HeLa cells. Observed molecular weight by Western-blot: 120 kDa

## Preparation

This antibody was obtained by immunization of MICAL1 recombinant protein (Accession Number: NM\_022765). Purification method: Antigen affinity purified.

## Formulation

PBS with 0.02% sodium azide and 50% glycerol pH 7.3.

## Storage

Store at -20°C. DO NOT ALIQUOT

## Clonality

Polyclonal

## Ig Type

Rabbit IgG

## Applications

ELISA, WB, IHC, IP, FC, IF

## Dilutions

Recommended Dilution:

WB: 1:1000-1:10000

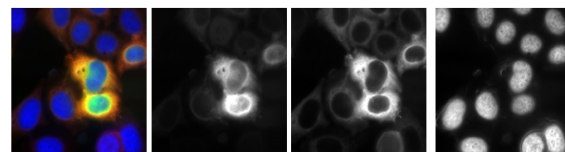
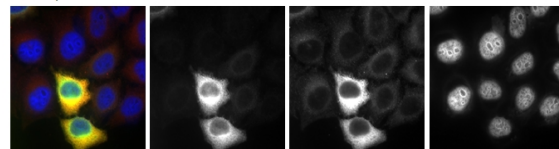
IP: 1:500-1:5000

IHC: 1:20-1:200

IF: 1:50-1:500

## Validations

HeLa Cells (Methanol fixation) MICAL1 in Red (endogenous) and BioGFP-MICAL1-FL Overexpression

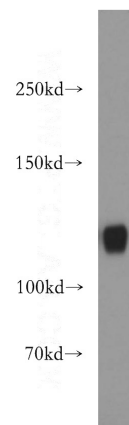


Merge BioGFP MICAL1 MICAL1 DAPI

IF result of MICAL1 antibody (Catalog No:112609) with HeLa Cells (Methanol fixation) MICAL1 in Red (endogenous) and BioGFP-MICAL1-FL overexpression. Courtesy of Qingyang Liu, Utrecht

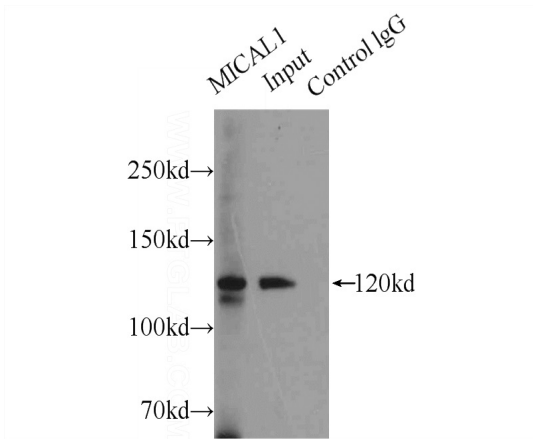
University.

Jurkat cells were subjected to SDS PAGE followed by western blot with Catalog No:112609(MICAL1 antibody) at dilution of 1:1000

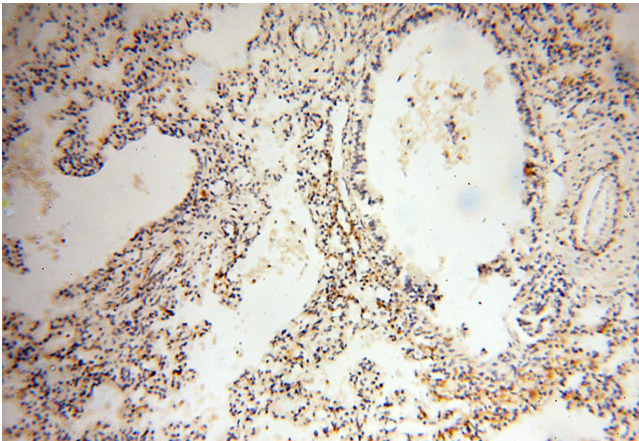


# MICAL1 antibody

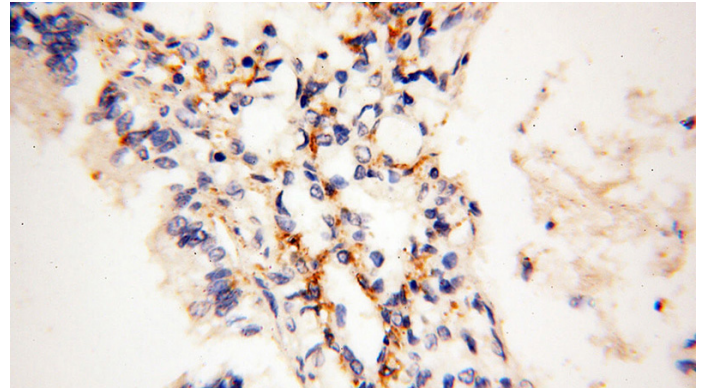
Catalog Number: 112609



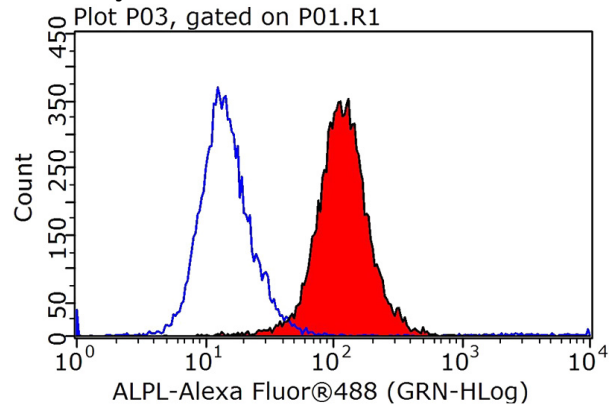
IP Result of anti-MICAL1 (IP:Catalog No:112609, 5ug; Detection:Catalog No:112609 1:1000) with HeLa cells lysate 2000ug.



Immunohistochemical of paraffin-embedded human lung using Catalog No:112609(MICAL1 antibody) at dilution of 1:100 (under 10x lens)



Immunohistochemical of paraffin-embedded human lung using Catalog No:112609(MICAL1 antibody) at dilution of 1:100 (under 40x lens)



1X10<sup>6</sup> HeLa cells were stained with 0.2ug MICAL1 antibody (Catalog No:112609, red) and control antibody (blue). Fixed with 90% MeOH blocked with 3% BSA (30 min). Alexa Fluor 488-conjugated AffiniPure Goat Anti-Rabbit IgG(H+L) with dilution 1:1000.