

mGluR2 antibody

Catalog Number: 112601

Product name

mGluR2 antibody

Specificity

Human, Mouse, Rat; other species not tested.

Antibody description

mGluR2 Rabbit Polyclonal antibody. Positive IHC detected in mouse brain tissue. Positive WB detected in human brain tissue, HeLa cells, rat brain tissue. Observed molecular weight by Western-blot: 96 kDa, 120 kDa

Preparation

This antibody was obtained by immunization of Peptide (Accession Number: NM_000839). Purification method: Antigen affinity purified.

Formulation

PBS with 0.02% sodium azide and 50% glycerol pH 7.3.

Storage

Store at -20°C. DO NOT ALIQUOT

Clonality

Polyclonal

Ig Type

Rabbit IgG

Applications

ELISA, WB, IHC


Dilutions

Recommended Dilution:

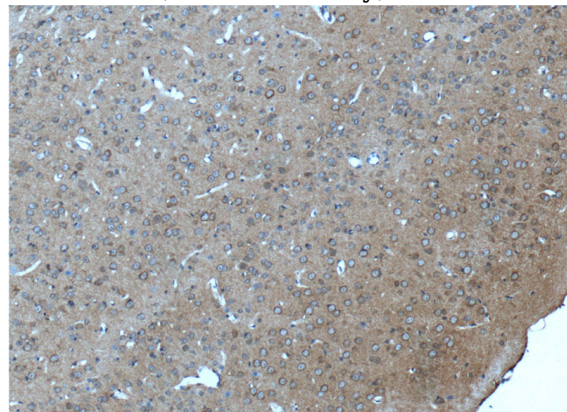
WB: 1:500-1:5000

IHC: 1:50-1:500

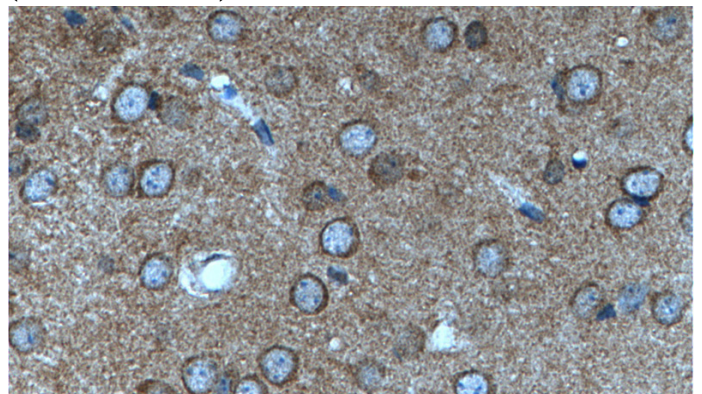
Validations



human brain tissue were subjected to SDS PAGE followed by western blot with Catalog No:112601 (GRM2 antibody) at dilution of 1:300



Immunohistochemistry of paraffin-embedded mouse brain tissue slide using Catalog No:112601 (GRM2 Antibody) at dilution of 1:200 (under 10x lens).



Immunohistochemistry of paraffin-embedded mouse brain tissue slide using Catalog No:112601 (GRM2 Antibody) at dilution of 1:200 (under 40x lens).