

# MGAT5B antibody

Catalog Number: 112596

## Product name

MGAT5B antibody

IP: 1:200-1:2000

IF: 1:20-1:200

## Specificity

Human, Rat; other species not tested.

## Antibody description

MGAT5B Rabbit Polyclonal antibody. Positive IF detected in HepG2 cells. Positive IP detected in Jurkat cells. Positive WB detected in HepG2 cells, C6 cells, Jurkat cells, MCF7 cells, SH-SY5Y cells. Observed molecular weight by Western-blot: 89-100 kDa

## Preparation

This antibody was obtained by immunization of MGAT5B recombinant protein (Accession Number: BC062354). Purification method: Antigen affinity purified.

## Formulation

PBS with 0.02% sodium azide and 50% glycerol pH 7.3.

## Storage

Store at -20°C. DO NOT ALIQUOT

## Clonality

Polyclonal

## Ig Type

Rabbit IgG

## Applications


ELISA, WB, IP, IF

## Dilutions

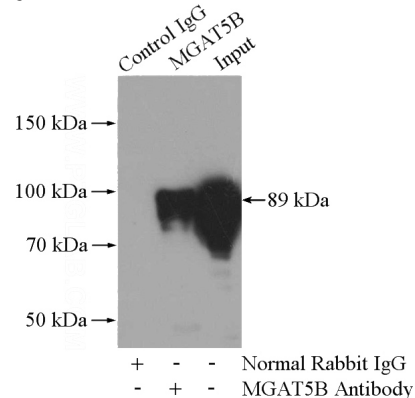
Recommended Dilution:

WB: 1:200-1:2000

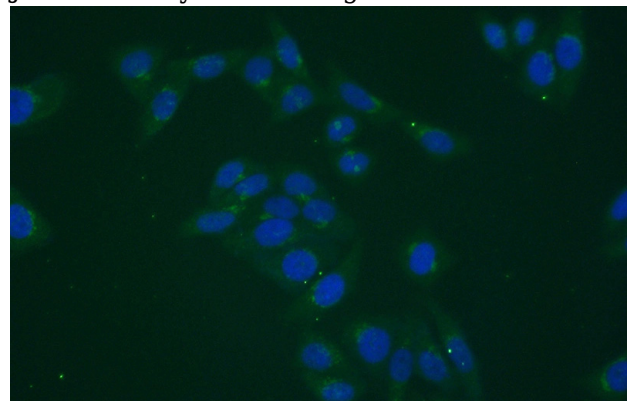
## Validations



HepG2 cells were subjected to SDS PAGE followed by western blot with Catalog No:112596(MGAT5B antibody) at dilution of 1:500



IP Result of anti-MGAT5B (IP:Catalog No:112596, 4ug; Detection:Catalog No:112596 1:700) with Jurkat cells lysate 3600ug.



Immunofluorescent analysis of (-20oc Ethanol) fixed HepG2 cells using Catalog

# MGAT5B antibody



Catalog Number: 112596

---

No:112596(MGAT5B Antibody) at dilution of 1:50

and Alexa Fluor 488-conjugated AffiniPure Goat Anti-Rabbit IgG(H+L)