

MGAT3 antibody

Catalog Number: 112537

Product name

MGAT3 antibody

Specificity

human, mouse, rat; other species not tested.

Antibody description

MGAT3 Rabbit Polyclonal antibody. Positive IHC detected in human colon cancer. Positive WB detected in COLO 320 cells, K-562 cells. Observed molecular weight by Western-blot: 61kd

Preparation

This antibody was obtained by immunization of MGAT3 recombinant protein (Accession Number: XM_011530189). Purification method: Antigen affinity purified.

Formulation

PBS with 0.02% sodium azide and 50% glycerol pH 7.3.

Storage

Store at -20°C. DO NOT ALIQUOT

Clonality

Polyclonal

Ig Type

Rabbit IgG

Applications

ELISA, WB, IHC


Dilutions

Recommended Dilution:

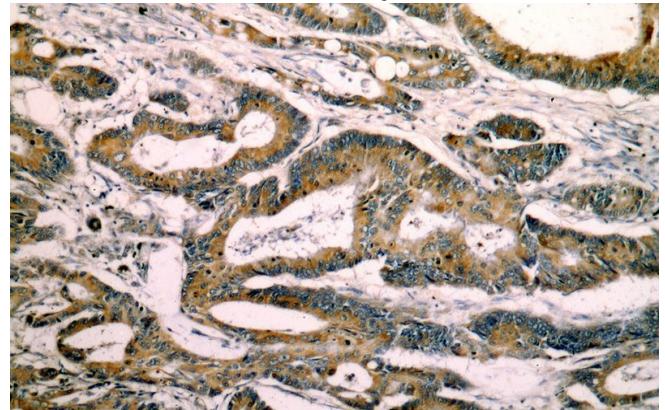
WB: 1:500-1:5000

IHC: 1:20-1:200

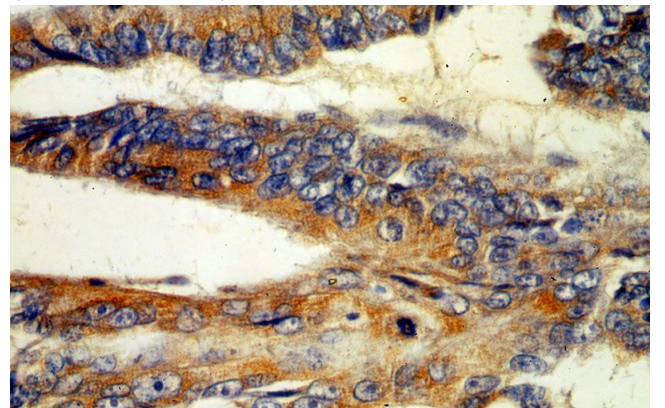
Validations



COLO 320 cells were subjected to SDS PAGE followed by western blot with Catalog No:112537(MGAT3 antibody) at dilution of 1:500



Immunohistochemical of paraffin-embedded human colon cancer using Catalog No:112537(MGAT3 antibody) at dilution of 1:50 (under 10x lens)



Immunohistochemical of paraffin-embedded human colon cancer using Catalog No:112537(MGAT3 antibody) at dilution of 1:50 (under 40x lens)