

MGAT2 antibody



Catalog Number: 112536

Product name

MGAT2 antibody

Specificity

human; other species not tested.

Antibody description

MGAT2 Rabbit Polyclonal antibody. Positive IHC detected in human liver. Positive WB detected in human liver tissue. Observed molecular weight by Western-blot: 56kd

Preparation

This antibody was obtained by immunization of MGAT2 recombinant protein (Accession Number: NM_001015883). Purification method: Antigen affinity purified.

Formulation

PBS with 0.02% sodium azide and 50% glycerol pH 7.3.

Storage

Store at -20°C. DO NOT ALIQUOT

Clonality

Polyclonal

Ig Type

Rabbit IgG

Applications

ELISA, WB, IHC


Dilutions

Recommended Dilution:

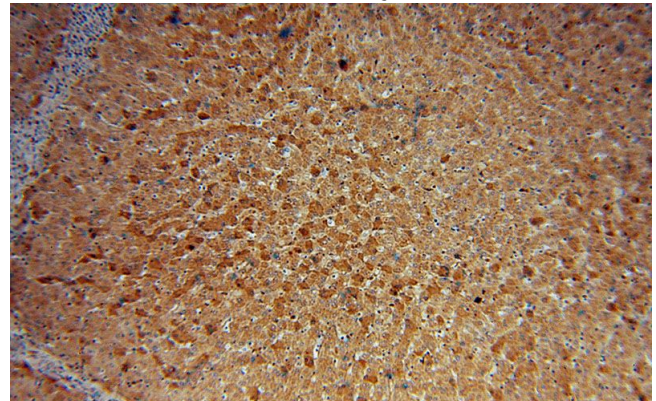
WB: 1:200-1:2000

IHC: 1:20-1:200

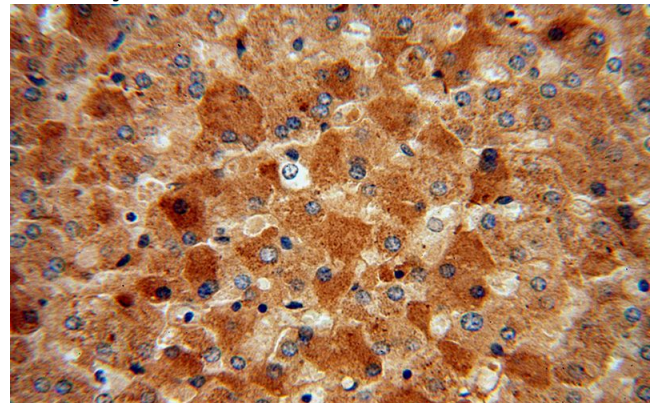
Validations



human liver tissue were subjected to SDS PAGE followed by western blot with Catalog No:112536(MGAT2 antibody) at dilution of 1:500



Immunohistochemical of paraffin-embedded human liver using Catalog No:112536(MGAT2 antibody) at dilution of 1:100 (under 10x lens)



Immunohistochemical of paraffin-embedded human liver using Catalog No:112536(MGAT2 antibody) at dilution of 1:100 (under 40x lens)