

# MFN2 antibody

Catalog Number: 112530

## Product name

MFN2 antibody

## Specificity

Human, Mouse, Rat; other species not tested.

## Antibody description

MFN2 Rabbit Polyclonal antibody. Positive IHC detected in human heart tissue, human colon cancer tissue, human kidney tissue. Positive WB detected in mouse testis tissue, HEK-293 cells, human heart tissue, human liver tissue, mouse kidney tissue, mouse liver tissue, mouse lung tissue. Positive IP detected in mouse kidney tissue. Observed molecular weight by Western-blot: 86kd

## Preparation

This antibody was obtained by immunization of MFN2 recombinant protein (Accession Number: XM\_005263548). Purification method: Antigen affinity purified.

## Formulation

PBS with 0.1% sodium azide and 50% glycerol pH 7.3.

## Storage

Store at -20°C. DO NOT ALIQUOT

## Clonality

Polyclonal

## Ig Type

Rabbit IgG

## Applications

ELISA, WB, IP, IHC

## Dilutions


Recommended Dilution:

WB: 1:500-1:5000


IP: 1:500-1:5000

IHC: 1:20-1:200

## Validations



mouse testis tissue were subjected to SDS PAGE followed by western blot with Catalog No:112530(MFN2 antibody) at dilution of 1:400

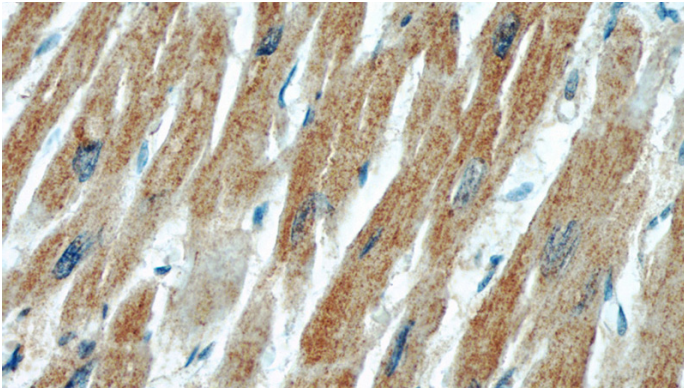


IP Result of anti-MFN2 (IP:Catalog No:112530, 3ug; Detection:Catalog No:112530 1:1000) with mouse kidney tissue lysate 8000ug.

## MFN2 antibody

Catalog Number: 112530

---



Immunohistochemical of paraffin-embedded human heart using Catalog No:112530(MFN2 antibody) at dilution of 1:50 (under 40x lens)