

MEX3C antibody

Catalog Number: 112524

Product name

MEX3C antibody

IHC: 1:20-1:200

IF: 1:50-1:500

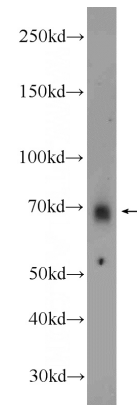
Specificity

Human, Mouse; other species not tested.

Validations

Antibody description

MEX3C Rabbit Polyclonal antibody. Positive IF detected in HeLa cells. Positive IHC detected in human testis tissue. Positive WB detected in HeLa cells, PC-3 cells. Observed molecular weight by Western-blot: 69 kDa



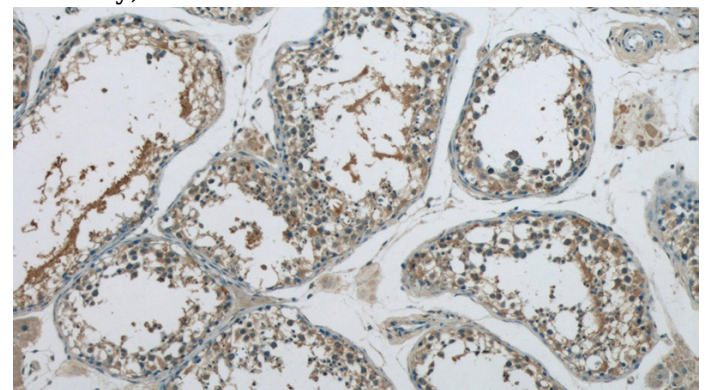
Preparation

This antibody was obtained by immunization of MEX3C recombinant protein (Accession Number: BC148855). Purification method: Antigen Affinity purified.

HeLa cells were subjected to SDS PAGE followed by western blot with Catalog No:112524(MEX3C antibody) at dilution of 1:1000

Formulation

PBS with 0.02% sodium azide and 50% glycerol pH 7.3.



Storage

Store at -20°C. DO NOT ALIQUOT

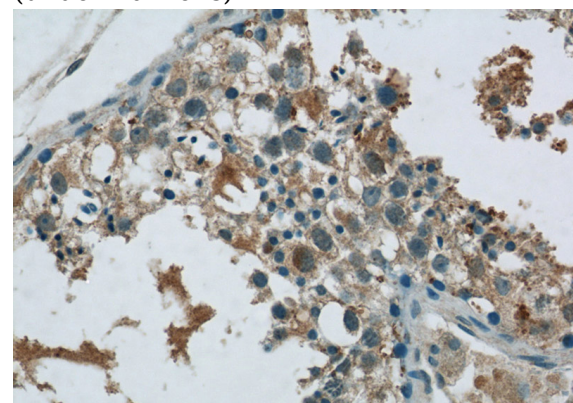
Clonality

Polyclonal

Immunohistochemistry of paraffin-embedded human testis tissue slide using Catalog No:112524(MEX3C Antibody) at dilution of 1:50 (under 10x lens)

Ig Type

Rabbit IgG



Applications

ELISA, WB, IHC, IF

Dilutions

Recommended Dilution:

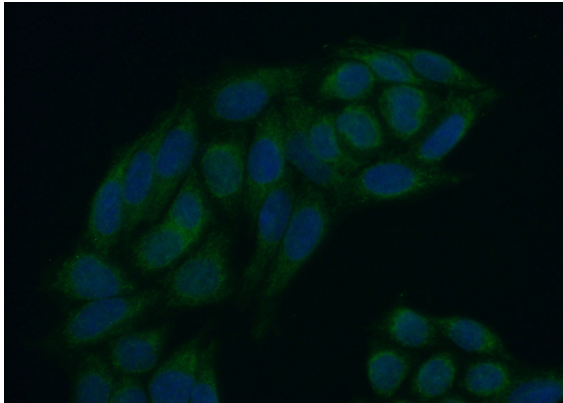
WB: 1:500-1:5000

Immunohistochemistry of paraffin-embedded

MEX3C antibody

Catalog Number: 112524

human testis tissue slide using Catalog No:112524(MEX3C Antibody) at dilution of 1:50 (under 40x lens)



Immunofluorescent analysis of (10% Formaldehyde) fixed HeLa cells using Catalog No:112524(MEX3C Antibody) at dilution of 1:50 and Alexa Fluor 488-conjugated AffiniPure Goat Anti-Rabbit IgG(H+L)