

# MARK4 antibody



Catalog Number: 112481

## Product name

MARK4 antibody

## Immunogen

[Human MARK4 Recombinant protein \(GST tag\)](#)

## Specificity

Human, Mouse, Rat; other species not tested.

## Antibody description

MARK4 Rabbit Polyclonal antibody. Positive WB detected in mouse testis tissue, L02 cells, PC-3 cells. Positive IHC detected in human kidney tissue, human colon tissue, human gliomas tissue, human testis tissue.

## Preparation

This antibody was obtained by immunization of MARK4 recombinant protein (Accession Number: BC009049). Purification method: Antigen affinity purified.

## Formulation

PBS with 0.02% sodium azide and 50% glycerol pH 7.3.

## Storage

Store at -20°C. DO NOT ALIQUOT

## Clonality

Polyclonal

## Ig Type

Rabbit IgG

## Applications

ELISA, IHC, WB


## Dilutions

Recommended Dilution:

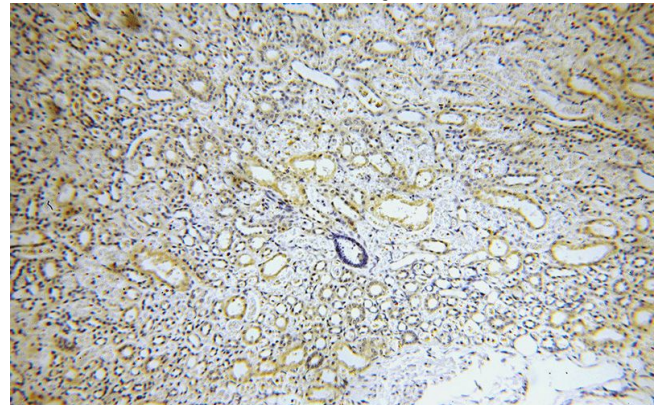
WB: 1:200-1:2000

IHC: 1:20-1:200

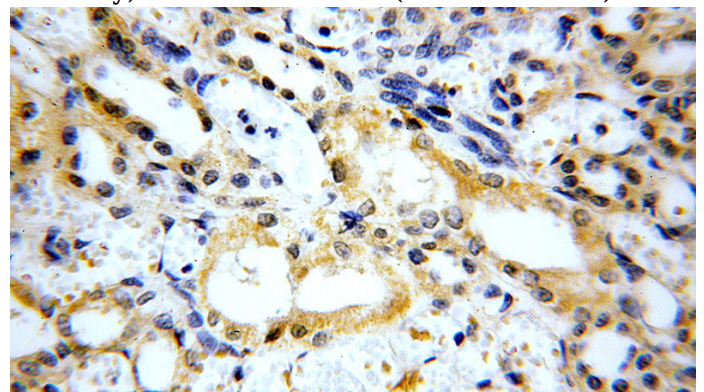
## Validations



mouse testis tissue were subjected to SDS PAGE followed by western blot with Catalog No:112481(MARK4 antibody) at dilution of 1:500



Immunohistochemical of paraffin-embedded human kidney using Catalog No:112481(MARK4 antibody) at dilution of 1:50 (under 10x lens)



# MARK4 antibody



Catalog Number: 112481

---

Immunohistochemical of paraffin-embedded

human kidney using Catalog No:112481(MARK4 antibody) at dilution of 1:50 (under 40x lens)