

MARCH5 antibody

Catalog Number: 112445

Product name

MARCH5 antibody

IP: 1:200-1:1000

IHC: 1:20-1:200

Specificity

Human; other species not tested.

Antibody description

MARCH5 Rabbit Polyclonal antibody. Positive WB detected in HeLa cells. Positive IP detected in HeLa cells. Positive IHC detected in human skeletal muscle tissue. Observed molecular weight by Western-blot: 31 kDa

Preparation

This antibody was obtained by immunization of MARCH5 recombinant protein (Accession Number: NM_017824). Purification method: Antigen affinity purified.

Formulation

PBS with 0.02% sodium azide and 50% glycerol pH 7.3.

Storage

Store at -20°C. DO NOT ALIQUOT

Clonality

Polyclonal

Ig Type

Rabbit IgG

Applications


ELISA, IHC, IP, WB

Dilutions

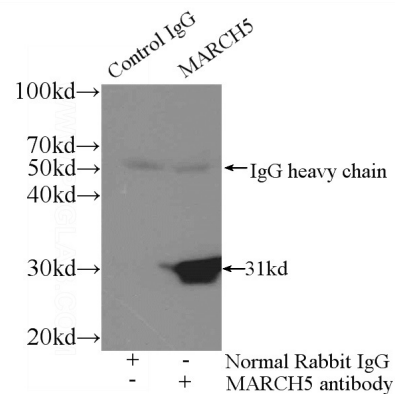
Recommended Dilution:

WB: 1:200-1:2000


Validations



HeLa cells were subjected to SDS PAGE followed by western blot with Catalog No:112445(MARCH5 antibody) at dilution of 1:500



IP Result of anti-MARCH5 (IP:Catalog No:112445, 3ug; Detection:Catalog No:112445 1:300) with HeLa cells lysate 1800ug.

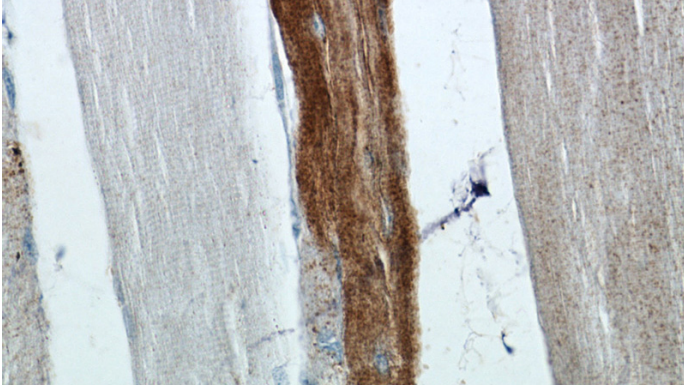


Immunohistochemistry of paraffin-embedded human skeletal muscle tissue slide using Catalog

MARCH5 antibody

Catalog Number: 112445

No:112445(MARCH5 Antibody) at dilution of 1:50
(under 10x lens)



Immunohistochemistry of paraffin-embedded
human skeletal muscle tissue slide using Catalog
No:112445(MARCH5 Antibody) at dilution of 1:50
(under 40x lens)