

LRRC4C antibody



Catalog Number: 112335

Product name

LRRC4C antibody

Specificity

Human, Mouse, Rat; other species not tested.

Antibody description

LRRC4C Rabbit Polyclonal antibody. Positive WB detected in Y79 cells. Positive IHC detected in human gliomas tissue. Observed molecular weight by Western-blot: 72 kDa

Preparation

This antibody was obtained by immunization of LRRC4C recombinant protein (Accession Number: XM_017018077). Purification method: Antigen affinity purified.

Formulation

PBS with 0.02% sodium azide and 50% glycerol pH 7.3.

Storage

Store at -20°C. DO NOT ALIQUOT

Clonality

Polyclonal

Ig Type

Rabbit IgG

Applications

ELISA, IHC, WB


Dilutions

Recommended Dilution:

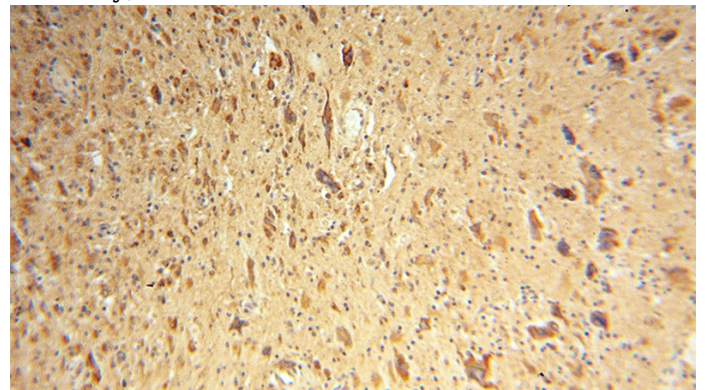
WB: 1:200-1:2000

IHC: 1:20-1:200

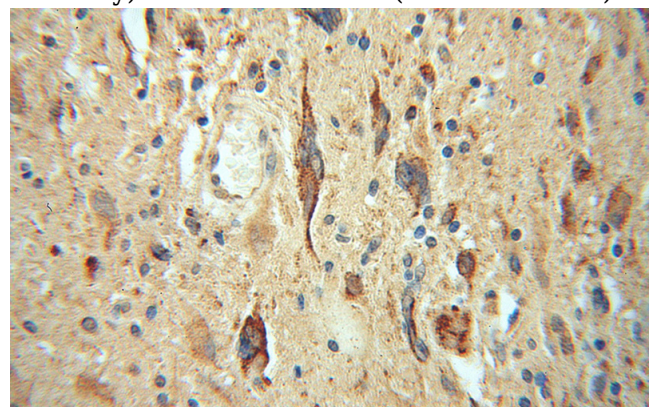
Validations



Y79 cells were subjected to SDS PAGE followed by western blot with Catalog No:112335(LRRC4C antibody) at dilution of 1:500



Immunohistochemical of paraffin-embedded human gliomas using Catalog No:112335(LRRC4C antibody) at dilution of 1:50 (under 10x lens)



Immunohistochemical of paraffin-embedded human gliomas using Catalog No:112335(LRRC4C antibody) at dilution of 1:50 (under 40x lens)