

# LENG9 antibody



Catalog Number: 112195

## Product name

LENG9 antibody

## Specificity

Human; other species not tested.

## Antibody description

LENG9 Rabbit Polyclonal antibody. Positive IHC detected in human kidney tissue, human brain tissue, human heart tissue, human liver tissue, human lung tissue, human placenta tissue, human skin tissue, human spleen tissue, human testis tissue. Positive IF detected in Hela cells, MCF-7 cells. Positive WB detected in Y79 cells. Observed molecular weight by Western-blot: 54-60 kDa

## Preparation

This antibody was obtained by immunization of LENG9 recombinant protein (Accession Number: NM\_001301782). Purification method: Antigen affinity purified.

## Formulation

PBS with 0.02% sodium azide and 50% glycerol pH 7.3.

## Storage

Store at -20°C. DO NOT ALIQUOT

## Clonality

Polyclonal

## Ig Type

Rabbit IgG

## Applications

ELISA, WB, IHC, IF

## Dilutions

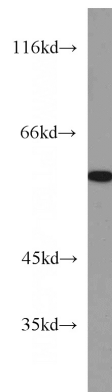
Recommended Dilution:

WB: 1:200-1:2000

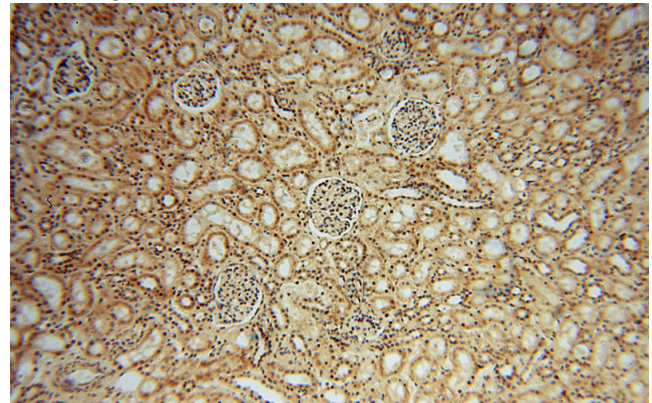
IHC: 1:20-1:200

IF: 1:10-1:100

## Validations



Y79 cells were subjected to SDS PAGE followed by western blot with Catalog No:112195(LENG9 antibody) at dilution of 1:800

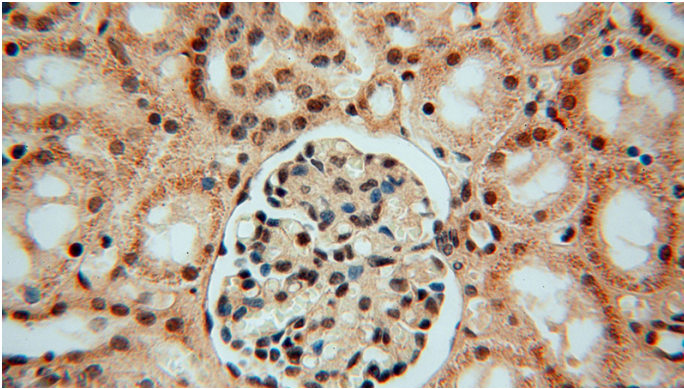


Immunohistochemical of paraffin-embedded human kidney using Catalog No:112195(LENG9 antibody) at dilution of 1:50 (under 10x lens)

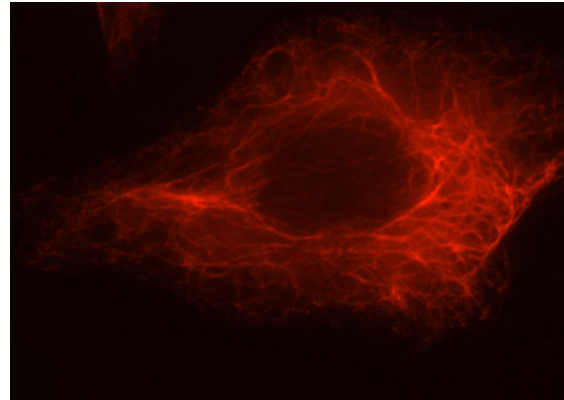
# LENG9 antibody

Catalog Number: 112195

---



Immunohistochemical of paraffin-embedded human kidney using Catalog No:112195(LENG9 antibody) at dilution of 1:50 (under 40x lens)



Immunofluorescent analysis of HeLa cells, using LENG9 antibody Catalog No:112195 at 1:25 dilution and Rhodamine-labeled goat anti-rabbit IgG (red).