

KPNA4 antibody

Catalog Number: 112114

Product name

KPNA4 antibody

IP: 1:200-1:2000

IF: 1:20-1:200

Specificity

Human, Mouse, Rat; other species not tested.

Antibody description

KPNA4 Rabbit Polyclonal antibody. Positive IP detected in A549 cells. Positive WB detected in A549 cells, human lung tissue, Jurkat cells. Positive IF detected in A549 cells. Observed molecular weight by Western-blot: 58 kDa

Preparation

This antibody was obtained by immunization of KPNA4 recombinant protein (Accession Number: NM_002268). Purification method: Antigen affinity purified.

Formulation

PBS with 0.1% sodium azide and 50% glycerol pH 7.3.

Storage

Store at -20°C. DO NOT ALIQUOT

Clonality

Polyclonal

Ig Type

Rabbit IgG

Applications

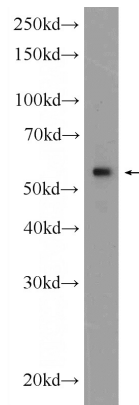
ELISA, WB, IP, IF

Dilutions

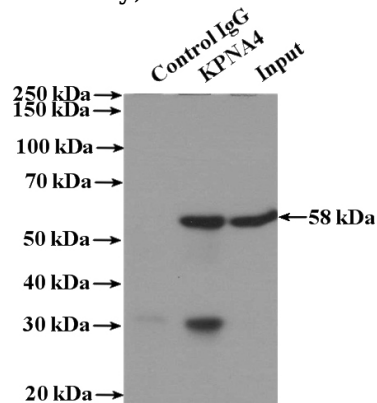
Recommended Dilution:

WB: 1:200-1:2000

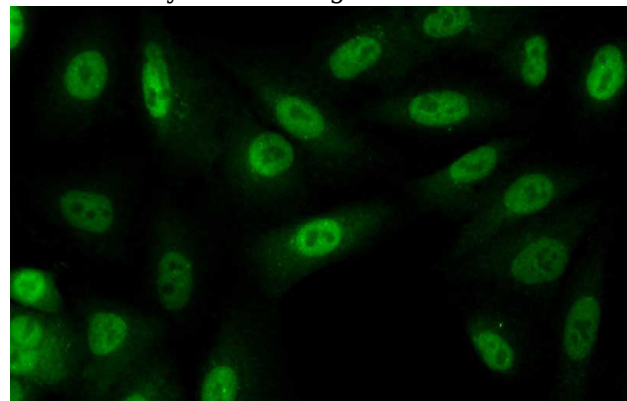
Validations



A549 cells were subjected to SDS PAGE followed by western blot with Catalog No:112114(KPNA4 Antibody) at dilution of 1:600



IP Result of anti-KPNA4 (IP:Catalog No:112114, 4ug; Detection:Catalog No:112114 1:600) with A549 cells lysate 2000ug.



Immunofluorescent analysis of (10% Formaldehyde) fixed A549 cells using Catalog

KPNA4 antibody



Catalog Number: 112114

No:112114(KPNA4 Antibody) at dilution of 1:50

and Alexa Fluor 488-conjugated AffiniPure Goat
Anti-Rabbit IgG(H+L)