

Kir2.1 antibody

Catalog Number: 112058

Product name

Kir2.1 antibody

Specificity

Human, Mouse, Rat; other species not tested.

Antibody description

Kir2.1 Rabbit Polyclonal antibody. Positive WB detected in A549 cells. Positive IHC detected in human brain tissue. Observed molecular weight by Western-blot: 50kd, 60kd

Preparation

This antibody was obtained by immunization of Peptide (Accession Number: NM_000891). Purification method: Antigen affinity purified.

Formulation

PBS with 0.1% sodium azide and 50% glycerol pH 7.3.

Storage

Store at -20°C. DO NOT ALIQUOT

Clonality

Polyclonal

Ig Type

Rabbit IgG

Applications

ELISA, WB, IHC

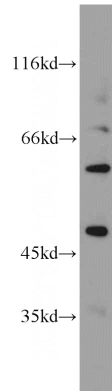
Dilutions

Recommended Dilution:

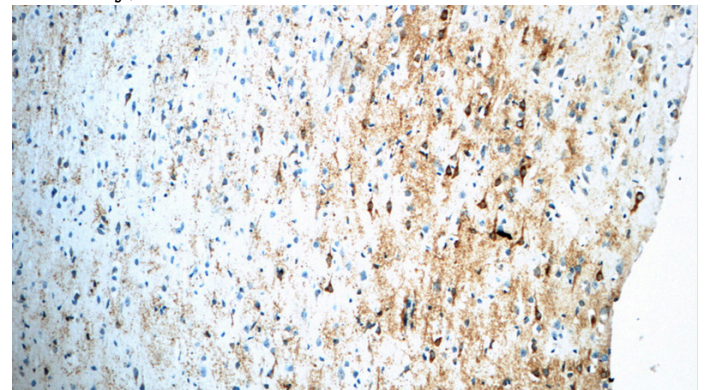
WB: 1:200-1:1000

IHC: 1:20-1:200

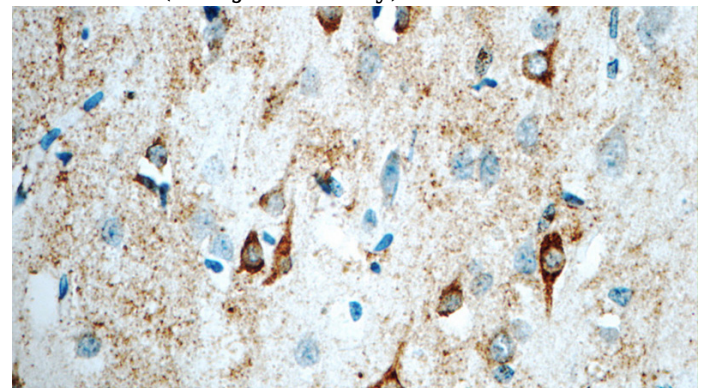
Validations



A549 cells were subjected to SDS PAGE followed by western blot with Catalog No:112058(KCNJ2 antibody) at dilution of 1:200



Immunohistochemistry of paraffin-embedded human brain tissue slide using Catalog No:112058(KCNJ2 Antibody) at dilution of 1:50



Immunohistochemistry of paraffin-embedded human brain tissue slide using Catalog No:112058(KCNJ2 Antibody) at dilution of 1:50