

KIAA0319L antibody



Catalog Number: 112046

Product name

KIAA0319L antibody

Specificity

Human, Mouse; other species not tested.

Antibody description

KIAA0319L Rabbit Polyclonal antibody. Positive IHC detected in human brain tissue. Positive WB detected in HeLa cells, mouse kidney tissue. Observed molecular weight by Western-blot: 116 kDa

Preparation

This antibody was obtained by immunization of KIAA0319L recombinant protein (Accession Number: BC031672). Purification method: Antigen affinity purified.

Formulation

PBS with 0.02% sodium azide and 50% glycerol pH 7.3.

Storage

Store at -20°C. DO NOT ALIQUOT

Clonality

Polyclonal

Ig Type

Rabbit IgG

Applications

ELISA, WB, IHC


Dilutions

Recommended Dilution:

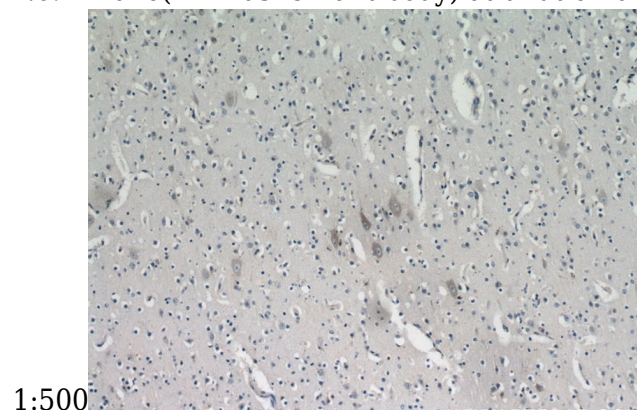
WB: 1:500-1:5000

IHC: 1:20-1:200

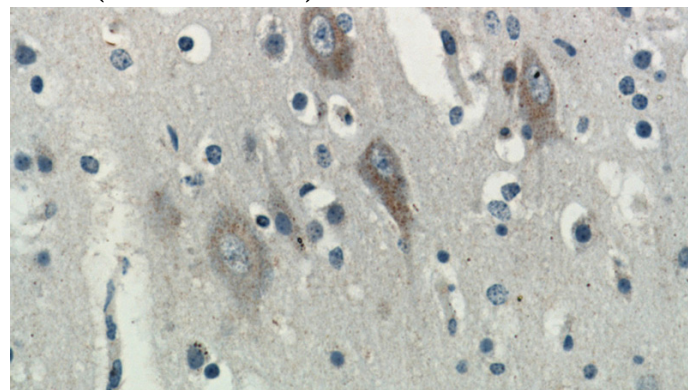
Validations



HeLa cells were subjected to SDS PAGE followed by western blot with Catalog No:112046(KIAA0319L antibody) at dilution of



Immunohistochemical of paraffin-embedded human brain using Catalog No:112046(KIAA0319L antibody) at dilution of 1:100 (under 10x lens)



Immunohistochemical of paraffin-embedded human brain using Catalog No:112046(KIAA0319L antibody) at dilution of

KIAA0319L antibody



Catalog Number: 112046

1:100 (under 40x lens)