

# KHDRBS3 antibody



Catalog Number: 112038

## Product name

KHDRBS3 antibody

IHC: 1:20-1:200

## Specificity

Human, Mouse, Rat; other species not tested.

## Antibody description

KHDRBS3 Rabbit Polyclonal antibody. Positive WB detected in HepG2 cells, A549 cells, human brain tissue, mouse brain tissue. Positive IHC detected in human gliomas tissue. Observed molecular weight by Western-blot: 55 kDa

## Preparation

This antibody was obtained by immunization of KHDRBS3 recombinant protein (Accession Number: NM\_006558). Purification method: Antigen affinity purified.

## Formulation

PBS with 0.02% sodium azide and 50% glycerol pH 7.3.

## Storage

Store at -20°C. DO NOT ALIQUOT

## Clonality

Polyclonal

## Ig Type

Rabbit IgG

## Applications


ELISA, WB, IHC

## Dilutions

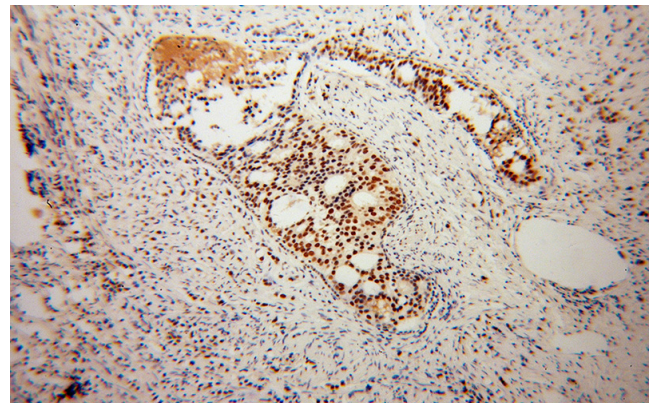
Recommended Dilution:

WB: 1:500-1:5000

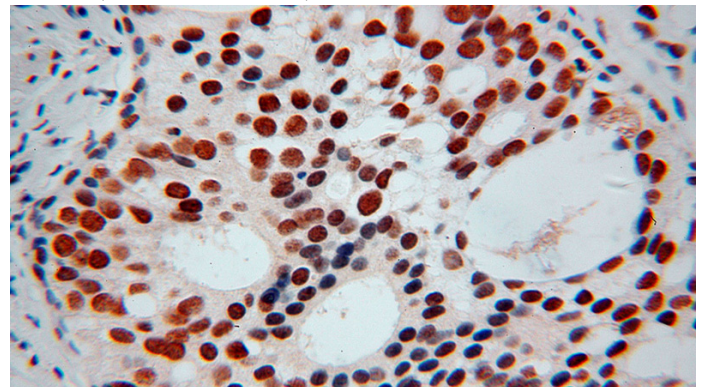
## Validations



HepG2 cells were subjected to SDS PAGE followed by western blot with Catalog No:112038(KHDRBS3 antibody) at dilution of 1:300



Immunohistochemical of paraffin-embedded human gliomas using Catalog No:112038(KHDRBS3 antibody) at dilution of 1:100 (under 10x lens)



Immunohistochemical of paraffin-embedded human gliomas using Catalog

# KHDRBS3 antibody



Catalog Number: 112038

---

No:112038(KHDRBS3 antibody) at dilution of 1:100 (under 40x lens)