

KIAA0907 antibody



Catalog Number: 111987

Product name

KIAA0907 antibody

IHC: 1:20-1:200

IF: 1:10-1:100

Specificity

Human, Mouse; other species not tested.

Antibody description

KIAA0907 Rabbit Polyclonal antibody. Positive WB detected in mouse liver tissue, A549 cells, mouse lung tissue, PC-13 cells. Positive IHC detected in human lung cancer tissue. Positive IF detected in A549 cells. Observed molecular weight by Western-blot: 68 kDa

Preparation

This antibody was obtained by immunization of KIAA0907 recombinant protein (Accession Number: NM_014949). Purification method: Antigen affinity purified.

Formulation

PBS with 0.1% sodium azide and 50% glycerol pH 7.3.

Storage

Store at -20°C. DO NOT ALIQUOT

Clonality

Polyclonal

Ig Type

Rabbit IgG

Applications

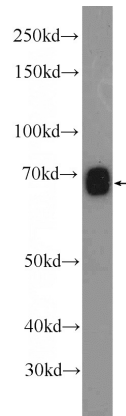
ELISA, IHC, WB, IF

Dilutions

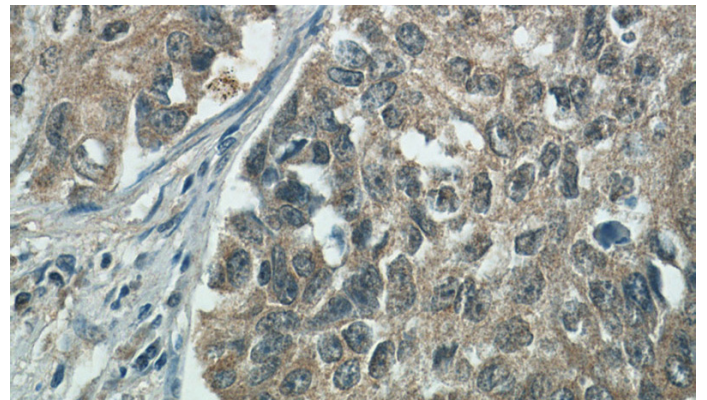
Recommended Dilution:

WB: 1:200-1:1000

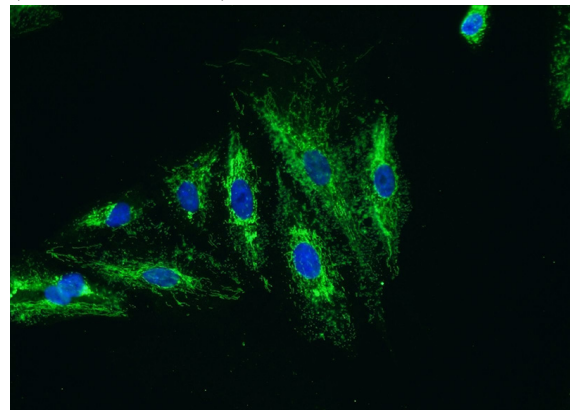
Validations



mouse liver tissue were subjected to SDS PAGE followed by western blot with Catalog No:111987(KIAA0907 Antibody) at dilution of 1:300



Immunohistochemistry of paraffin-embedded human lung cancer tissue slide using Catalog No:111987(KIAA0907 Antibody) at dilution of 1:50 (under 40x lens)



KIAA0907 antibody



Catalog Number: 111987

Immunofluorescent analysis of A549 cells using
Catalog No:111987(KIAA0907 Antibody) at

dilution of 1:25 and Alexa Fluor 488-conjugated
AffiniPure Goat Anti-Rabbit IgG(H+L)