

KIAA0774 antibody

Catalog Number: 111985

Product name

KIAA0774 antibody

IHC: 1:20-1:200

IF: 1:20-1:200

Specificity

Human, Mouse; other species not tested.

Antibody description

KIAA0774 Rabbit Polyclonal antibody. Positive WB detected in mouse brain tissue, mouse heart tissue. Positive IHC detected in human heart tissue. Positive IF detected in HepG2 cells. Observed molecular weight by Western-blot: 150 kDa; 41 kDa

Preparation

This antibody was obtained by immunization of KIAA0774 recombinant protein (Accession Number: NM_015233). Purification method: Antigen affinity purified.

Formulation

PBS with 0.1% sodium azide and 50% glycerol pH 7.3.

Storage

Store at -20°C. DO NOT ALIQUOT

Clonality

Polyclonal

Ig Type

Rabbit IgG

Applications

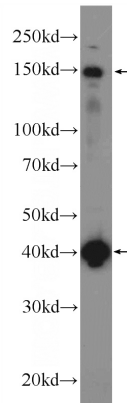
ELISA, WB, IHC, IF

Dilutions

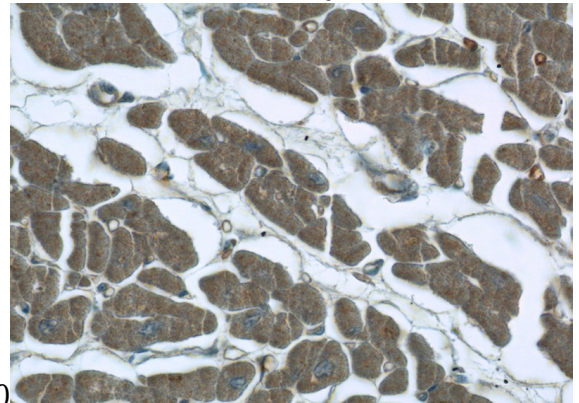
Recommended Dilution:

WB: 1:500-1:5000

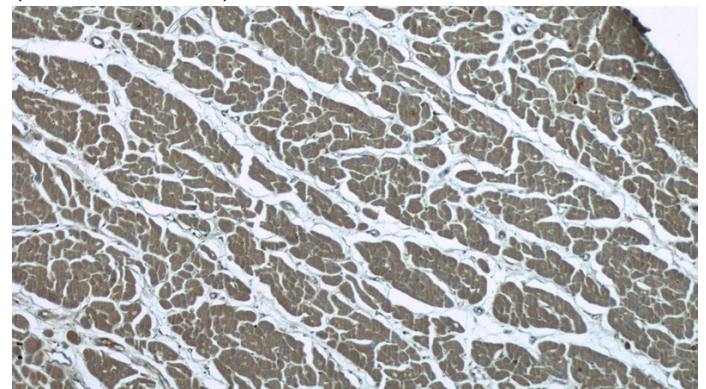
Validations



mouse brain tissue were subjected to SDS PAGE followed by western blot with Catalog No:111985(KIAA0774 Antibody) at dilution of



Immunohistochemistry of paraffin-embedded human heart tissue slide using Catalog No:111985(KIAA0774 Antibody) at dilution of 1:50 (under 10x lens)

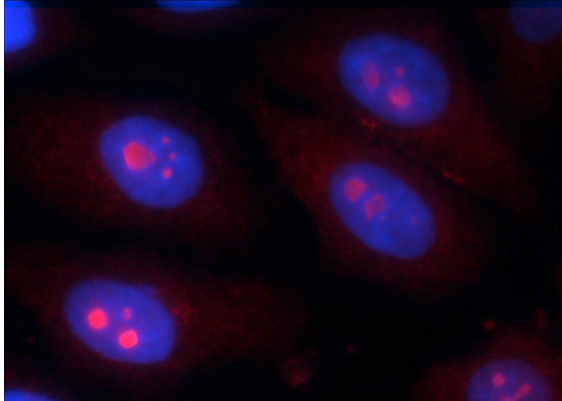


Immunohistochemistry of paraffin-embedded

KIAA0774 antibody

Catalog Number: 111985

human heart tissue slide using Catalog No:111985(KIAA0774 Antibody) at dilution of 1:50 (under 40x lens)



Immunofluorescent analysis of HepG2 cells using Catalog No:111985(KIAA0774 Antibody) at dilution of 1:50 and Rhodamine-Goat anti-Rabbit IgG