

IVNS1ABP antibody



Catalog Number: 111875

Product name

IVNS1ABP antibody

Recommended Dilution:

WB: 1:500-1:5000

Specificity

Human, Mouse, Rat; other species not tested.


IP: 1:200-1:2000

IHC: 1:20-1:200

Antibody description

IVNS1ABP Rabbit Polyclonal antibody. Positive WB detected in mouse heart tissue, Apoptosis HeLa cells, HEK-293 cells, HeLa cells, K-562 cells, mouse ovary tissue. Positive IP detected in mouse heart tissue. Positive IHC detected in human kidney tissue, human heart tissue, mouse kidney tissue. Observed molecular weight by Western-blot: 70 kDa

Validations



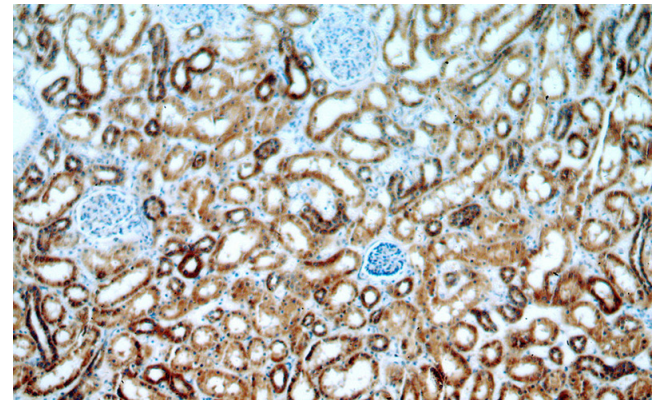
Preparation

This antibody was obtained by immunization of IVNS1ABP recombinant protein (Accession Number: NM_006469). Purification method: Antigen affinity purified.

mouse heart tissue were subjected to SDS PAGE followed by western blot with Catalog No:111875(IVNS1ABP antibody) at dilution of 1:800

Formulation

PBS with 0.02% sodium azide and 50% glycerol pH 7.3.



Storage

Store at -20°C. DO NOT ALIQUOT

Clonality

Polyclonal

Ig Type

Rabbit IgG

Immunohistochemical of paraffin-embedded human kidney using Catalog No:111875(IVNS1ABP antibody) at dilution of 1:100 (under 10x lens)

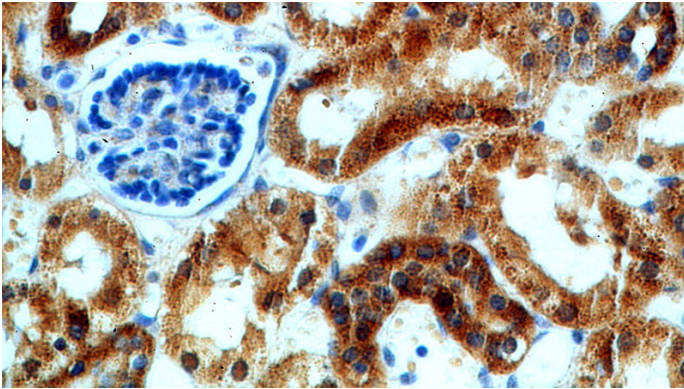
Applications

ELISA, WB, IHC, IP

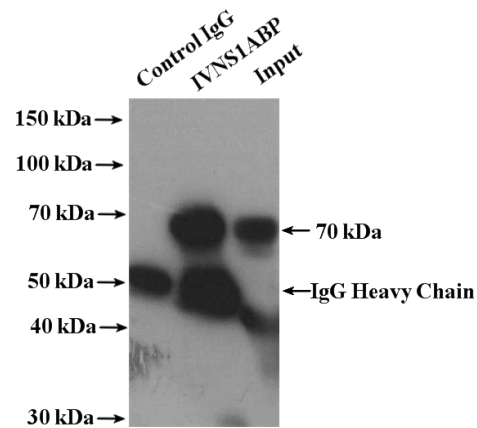
Dilutions

IVNS1ABP antibody

Catalog Number: 111875



Immunohistochemical of paraffin-embedded human kidney using Catalog No:111875(IVNS1ABP antibody) at dilution of 1:100 (under 40x lens)



IP Result of anti-IVNS1ABP (IP:Catalog No:111875, 4ug; Detection:Catalog No:111875 1:800) with mouse heart tissue lysate 4000ug.