

Integrin alpha-3 antibody



Catalog Number: 111858

Product name

Integrin alpha-3 antibody

WB: 1:200-1:2000

IP: 1:200-1:2000

Specificity

Human; other species not tested.

IF: 1:20-1:200

Antibody description

Integrin alpha-3 Rabbit Polyclonal antibody. Positive IF detected in A549 cells. Positive FC detected in PC-3 cells. Positive WB detected in PC-3 cells, A549 cells, human brain tissue, human heart tissue, human testis tissue. Positive IP detected in PC-3 cells. Observed molecular weight by Western-blot: 120 kDa

Preparation

This antibody was obtained by immunization of Integrin alpha-3 recombinant protein (Accession Number: NM_002204). Purification method: Antigen affinity purified.

Formulation

PBS with 0.02% sodium azide and 50% glycerol pH 7.3.

Storage

Store at -20°C. DO NOT ALIQUOT

Clonality

Polyclonal

Ig Type

Rabbit IgG


Applications

ELISA, WB, IF, IP, FC

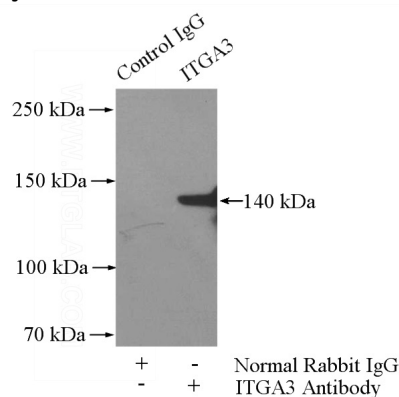
Dilutions

Recommended Dilution:

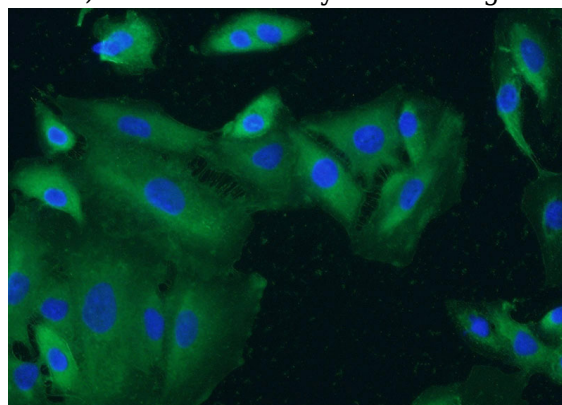
Validations



PC-3 cells were subjected to SDS PAGE followed by western blot with Catalog No:111858(ITGA3 antibody) at dilution of 1:500



IP Result of anti-Integrin alpha-3 (IP:Catalog No:111858, 4ug; Detection:Catalog No:111858 1:500) with PC-3 cells lysate 1200ug.



Integrin alpha-3 antibody



Catalog Number: 111858

Immunofluorescent analysis of A549 cells using Catalog No:111858(Integrin alpha-3 Antibody) at dilution of 1:50 and Alexa Fluor 488-conjugated AffiniPure Goat Anti-Rabbit IgG(H+L)

1X10⁶ PC-3 cells were stained with 0.2ug Integrin alpha-3 antibody (Catalog No:111858, red) and control antibody (blue). Fixed with 4% PFA blocked with 3% BSA (30 min). Alexa Fluor 488-conjugated AffiniPure Goat Anti-Rabbit IgG(H+L) with dilution 1:1500.

