

# ING2 antibody

Catalog Number: 111792

## Product name

ING2 antibody

IP: 1:200-1:2000

IHC: 1:20-1:200


## Specificity

Human, Mouse, Rat; other species not tested.

## Antibody description

ING2 Rabbit Polyclonal antibody. Positive WB detected in HEK-293 cells, human liver tissue. Positive IP detected in HEK-293 cells. Positive IHC detected in human colon cancer tissue, human cervical cancer tissue. Observed molecular weight by Western-blot: 33kd

## Validations



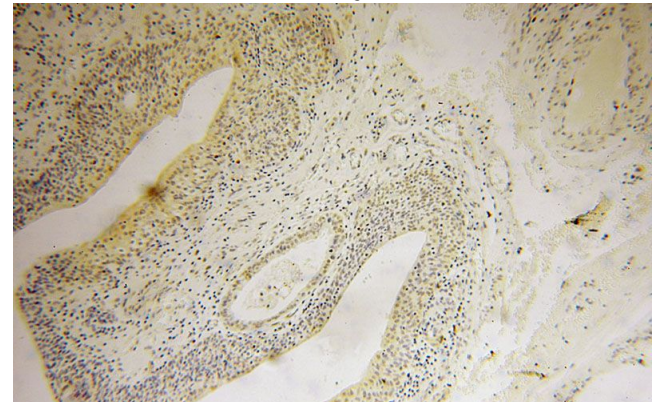
## Preparation

This antibody was obtained by immunization of ING2 recombinant protein (Accession Number: NM\_001564). Purification method: Antigen affinity purified.

HEK-293 cells were subjected to SDS PAGE followed by western blot with Catalog No:111792(ING2 antibody) at dilution of 1:400

## Formulation

PBS with 0.1% sodium azide and 50% glycerol pH 7.3.



## Storage

Store at -20°C. DO NOT ALIQUOT

## Clonality

Polyclonal

Immunohistochemical of paraffin-embedded human colon cancer using Catalog No:111792(ING2 antibody) at dilution of 1:50 (under 10x lens)

## Ig Type

Rabbit IgG

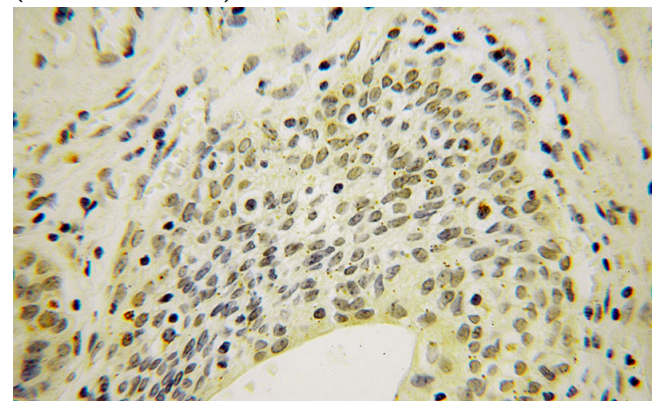
## Applications

ELISA, WB, IHC, IP

## Dilutions

Recommended Dilution:

WB: 1:200-1:2000



Immunohistochemical of paraffin-embedded

# ING2 antibody

Catalog Number: 111792

---

human colon cancer using Catalog  
No:111792(ING2 antibody) at dilution of 1:50  
(under 40x lens)

IP Result of anti-ING2 (IP:Catalog No:111792,  
3ug; Detection:Catalog No:111792 1:500) with  
HEK-293 cells lysate 1000ug.

