

IL31 antibody

Catalog Number: 111736

Product name

IL31 antibody

Specificity

Human; other species not tested.

Antibody description

IL31 Rabbit Polyclonal antibody. Positive WB detected in RAW 264.7 cells, Transfected HEK-293 cells. Positive IHC detected in human testis tissue, human small intestine tissue. Observed molecular weight by Western-blot: 32 kDa

Preparation

This antibody was obtained by immunization of IL31 recombinant protein (Accession Number: NM_001014336). Purification method: Antigen Affinity purified.

Formulation

PBS with 0.02% sodium azide and 50% glycerol pH 7.3.

Storage

Store at -20°C. DO NOT ALIQUOT

Clonality

Polyclonal

Ig Type

Rabbit IgG

Applications

ELISA, IHC, WB

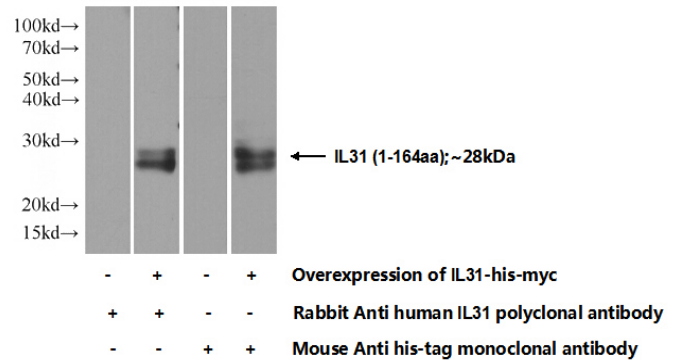
Dilutions

Recommended Dilution:


WB: 1:200-1:1000

IHC: 1:20-1:200

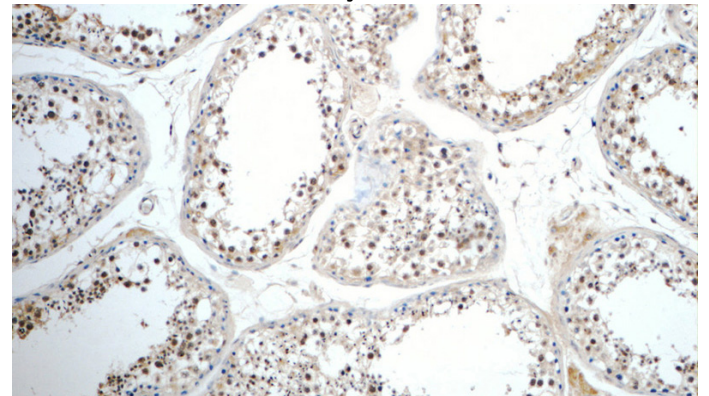
Validations



Transfected HEK-293 cells were subjected to SDS PAGE followed by western blot with Catalog No:111736(IL31 Antibody) at dilution of 1:1000



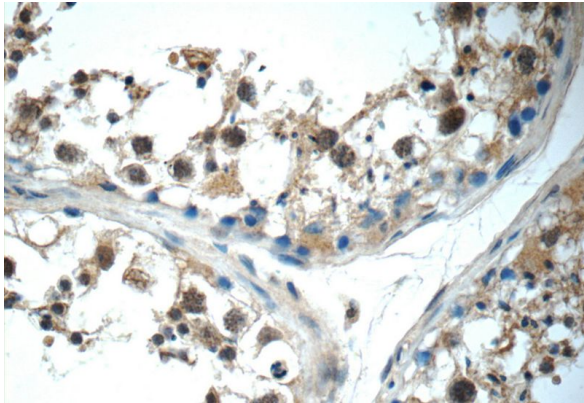
RAW 264.7 cells were subjected to SDS PAGE followed by western blot with Catalog No:111736(IL31 Antibody) at dilution of 1:300



Immunohistochemistry of paraffin-embedded human testis tissue slide using Catalog No:111736(IL31 Antibody) at dilution of 1:50 (under 10x lens)

IL31 antibody

Catalog Number: 111736



Immunohistochemistry of paraffin-embedded human testis tissue slide using Catalog No:111736(IL31 Antibody) at dilution of 1:50 (under 40x lens)