

IGFBP4 antibody

Catalog Number: 111687

Product name

IGFBP4 antibody

Specificity

Human, Rat; other species not tested.

Antibody description

IGFBP4 Rabbit Polyclonal antibody. Positive IF detected in C6 cells. Positive WB detected in C6 cells. Positive IP detected in C6 cells. Observed molecular weight by Western-blot: 40 kDa

Preparation

This antibody was obtained by immunization of IGFBP4 recombinant protein (Accession Number: NM_001552). Purification method: Antigen affinity purified.

Formulation

PBS with 0.1% sodium azide and 50% glycerol pH 7.3.

Storage

Store at -20°C. DO NOT ALIQUOT

Clonality

Polyclonal

Ig Type

Rabbit IgG

Applications

ELISA, WB, IF, IP

Dilutions

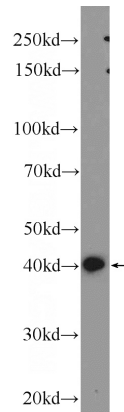
Recommended Dilution:

WB: 1:200-1:2000

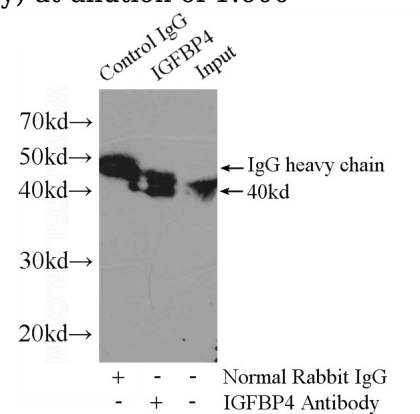
IP: 1:200-1:2000

IF: 1:10-1:100

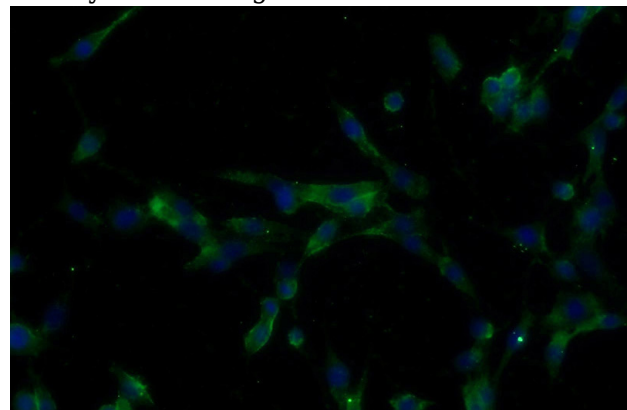
Validations



C6 cells were subjected to SDS PAGE followed by western blot with Catalog No:111687(IGFBP4 Antibody) at dilution of 1:600



IP Result of anti-IGFBP4 (IP:Catalog No:111687, 4ug; Detection:Catalog No:111687 1:600) with C6 cells lysate 1600ug.



Immunofluorescent analysis of C6 cells using Catalog No:111687(IGFBP4 Antibody) at dilution of 1:25 and Alexa Fluor 488-conjugated AffiniPure

IGFBP4 antibody



Catalog Number: 111687

Goat Anti-Rabbit IgG(H+L)