

IFT81 antibody

Catalog Number: 111673

Product name

IFT81 antibody

Specificity

Human, Mouse; other species not tested.

Antibody description

IFT81 Rabbit Polyclonal antibody. Positive IF detected in hTERT-RPE1 cells, MDCK cells. Positive IHC detected in human prostate cancer tissue. Positive WB detected in human brain tissue, HEK-293 cells, mouse brain tissue, mouse testis tissue. Positive IP detected in mouse brain tissue. Observed molecular weight by Western-blot: 75-80 kDa

Preparation

This antibody was obtained by immunization of IFT81 recombinant protein (Accession Number: BC029349). Purification method: Antigen affinity purified.

Formulation

PBS with 0.1% sodium azide and 50% glycerol pH 7.3.

Storage

Store at -20°C. DO NOT ALIQUOT

Clonality

Polyclonal

Ig Type

Rabbit IgG

Applications

ELISA, WB, IHC, IP, IF

Dilutions

Recommended Dilution:

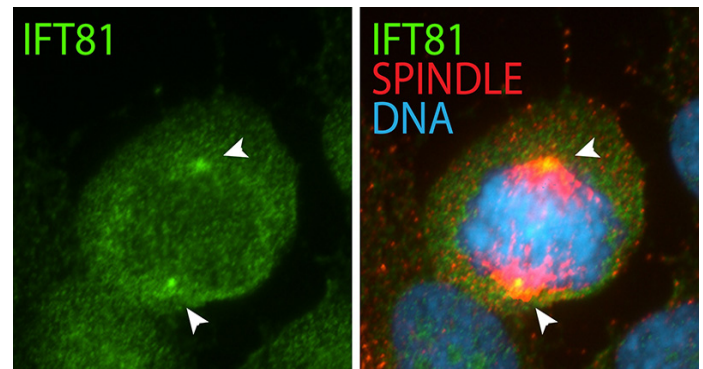
WB: 1:200-1:2000

IP: 1:200-1:2000

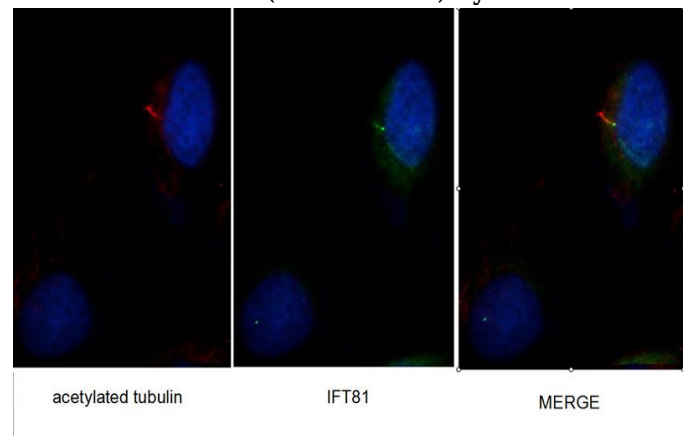
IHC: 1:20-1:200

IF: 1:20-1:200

Validations



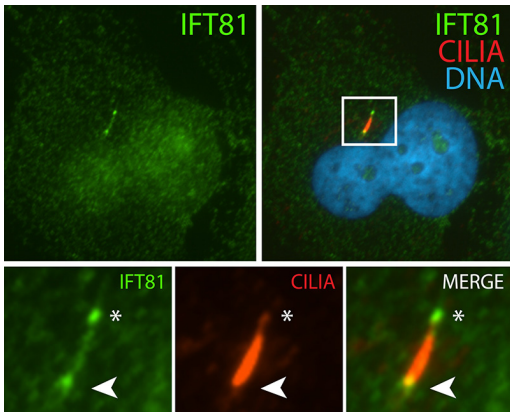
IF result (localization to the spindle poles) of anti-IFT81 (Catalog No:111673, 1:50) with metaphase hTERT-RPE1 cells (MeOH fixed) by Dr. Moshe Kim.



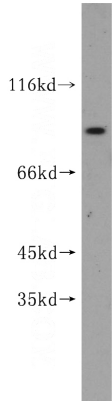
Immunofluorescent images of MDCK cells stained with IFT81 rabbit pAb (Catalog No:111673) and acetylated tubulin mouse mAb (Catalog No:107557) at dilution of 1:50, further stained with Alexa Fluor 488-conjugated AffiniPure Goat Anti-Rabbit IgG(H+L) for IFT81, and Rhodamine-Goat anti-rabbit IgG for Catalog No:107557.

IFT81 antibody

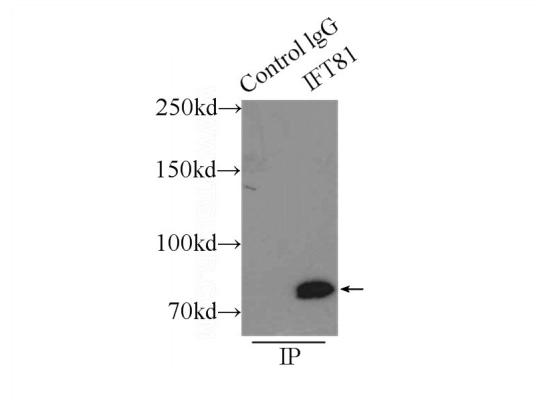
Catalog Number: 111673



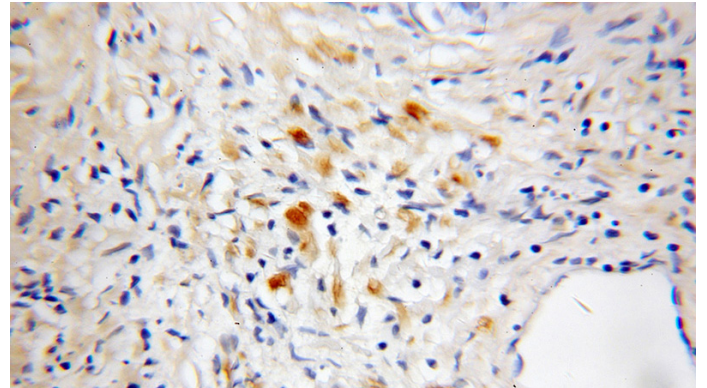
IF result (the base and tip of cilia) of anti-IFT81 (Catalog No:111673, 1:50) with serum-starved hTERT-RPE1 (PFA fixed) by Dr. Moshe Kim.



human brain tissue were subjected to SDS PAGE followed by western blot with Catalog No:111673(IFT81 antibody) at dilution of 1:600



IP Result of anti-IFT81 (IP:Catalog No:111673, 3ug; Detection:Catalog No:111673 1:500) with mouse brain tissue lysate 7500ug.



Immunohistochemical of paraffin-embedded human prostate cancer using Catalog No:111673(IFT81 antibody) at dilution of 1:50 (under 10x lens)