

IDNK antibody

Catalog Number: 111609

Product name

IDNK antibody

Specificity

Human, Mouse; other species not tested.

Antibody description

IDNK Rabbit Polyclonal antibody. Positive IHC detected in human kidney tissue, human liver tissue, human testis tissue. Positive WB detected in human testis tissue, HeLa cells. Observed molecular weight by Western-blot: 26-35 kDa

Preparation

This antibody was obtained by immunization of IDNK recombinant protein (Accession Number: BC142991). Purification method: Antigen affinity purified.

Formulation

PBS with 0.1% sodium azide and 50% glycerol pH 7.3.

Storage

Store at -20°C. DO NOT ALIQUOT

Clonality

Polyclonal

Ig Type

Rabbit IgG

Applications

ELISA, IHC, WB

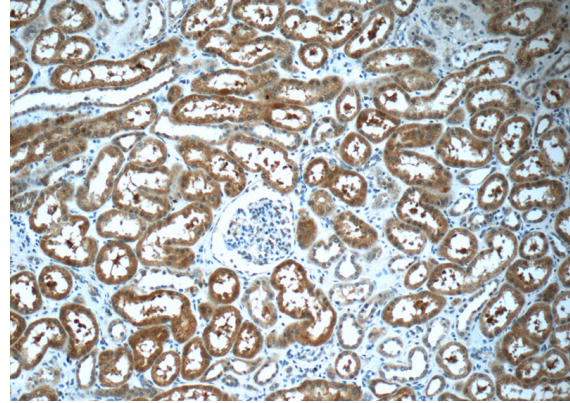
Dilutions

Recommended Dilution:

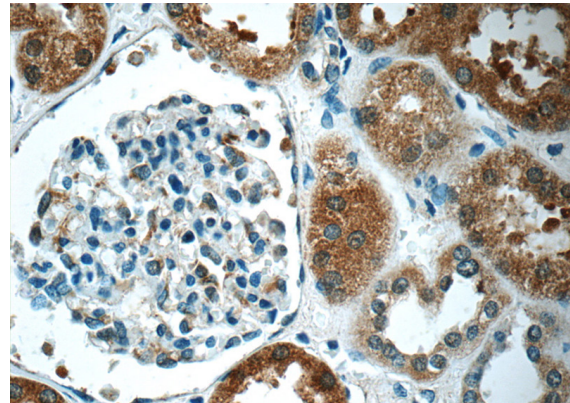
WB: 1:200-1:1000

IHC: 1:20-1:200

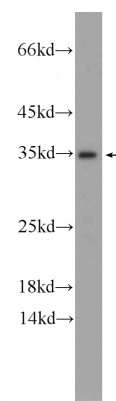
Validations



Immunohistochemistry of paraffin-embedded human kidney slide using Catalog No:111609(IDNK Antibody) at dilution of 1:50 (under 10x lens)



Immunohistochemistry of paraffin-embedded human kidney slide using Catalog No:111609(IDNK Antibody) at dilution of 1:50



(under 40x lens)

human testis tissue were subjected to SDS PAGE followed by western blot with Catalog

IDNK antibody



Catalog Number: 111609

No:111609(IDNK Antibody) at dilution of 1:300