

HYAL2 antibody



Catalog Number: 111575

Product name

HYAL2 antibody

Specificity

Human, Mouse, Rat; other species not tested.

Antibody description

HYAL2 Rabbit Polyclonal antibody. Positive FC detected in HeLa cells. Positive IF detected in HeLa cells. Positive WB detected in HeLa cells. Observed molecular weight by Western-blot: 60 kDa

Preparation

This antibody was obtained by immunization of HYAL2 recombinant protein (Accession Number: XM_005265525). Purification method: Antigen affinity purified.

Formulation

PBS with 0.02% sodium azide and 50% glycerol pH 7.3.

Storage

Store at -20°C. DO NOT ALIQUOT

Clonality

Polyclonal

Ig Type

Rabbit IgG

Applications

ELISA, WB, IF, FC


Dilutions

Recommended Dilution:

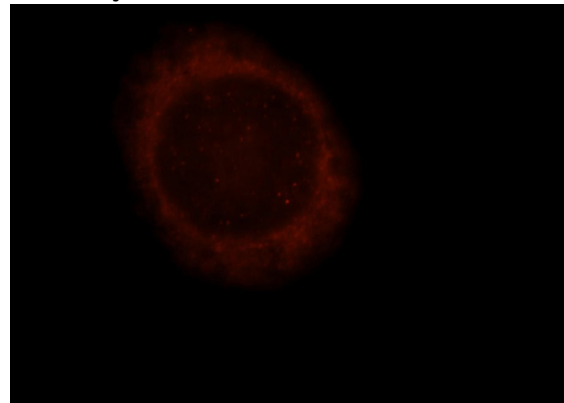
WB: 1:200-1:2000

IF: 1:10-1:100

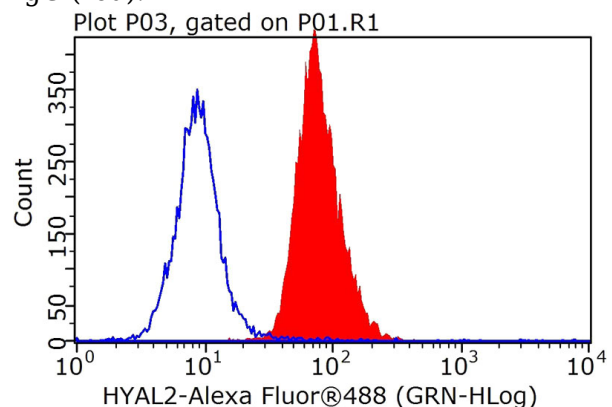
Validations



HeLa cells were subjected to SDS PAGE followed by western blot with Catalog No:111575 (HYAL2 antibody) at dilution of 1:800



Immunofluorescent analysis of HeLa cells, using HYAL2 antibody Catalog No:111575 at 1:25 dilution and Rhodamine-labeled goat anti-rabbit IgG (red).



1X10⁶ HeLa cells were stained with 0.2ug HYAL2 antibody (Catalog No:111575, red) and

HYAL2 antibody



Catalog Number: 111575

control antibody (blue). Fixed with 90% MeOH

blocked with 3% BSA (30 min). FITC-Goat anti-Rabbit IgG with dilution 1:100.