

HOOK1 antibody

Catalog Number: 111521

Product name

HOOK1 antibody

IP: 1:200-1:2000

IHC: 1:20-1:200

Specificity


Human, Mouse; other species not tested.

IF: 1:10-1:100

Antibody description

HOOK1 Rabbit Polyclonal antibody. Positive WB detected in HEK-293 cells, human brain tissue. Positive IP detected in mouse brain tissue. Positive IF detected in HEK-293 cells. Positive IHC detected in human colon cancer tissue. Observed molecular weight by Western-blot: 85 kDa

Validations



Preparation

This antibody was obtained by immunization of HOOK1 recombinant protein (Accession Number: NM_015888). Purification method: Antigen affinity purified.

HEK-293 cells were subjected to SDS PAGE followed by western blot with Catalog No:111521(HOOK1 antibody) at dilution of 1:600

Formulation

PBS with 0.1% sodium azide and 50% glycerol pH 7.3.

Storage

Store at -20°C. DO NOT ALIQUOT

Clonality

Polyclonal

Ig Type

Rabbit IgG

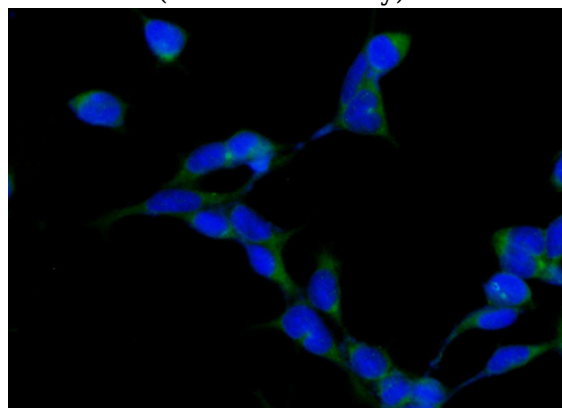
Applications

ELISA, WB, IHC, IF, IP

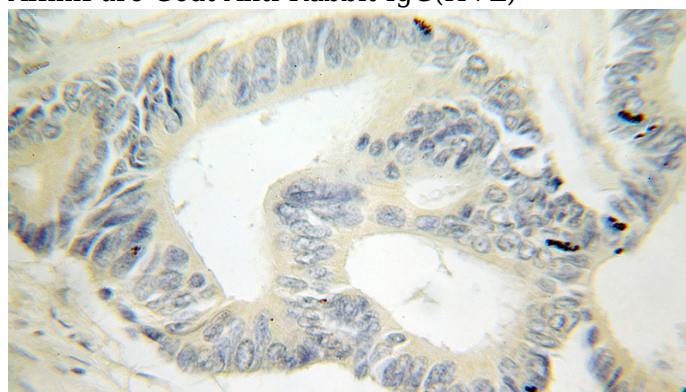
Dilutions

Recommended Dilution:

WB: 1:200-1:2000



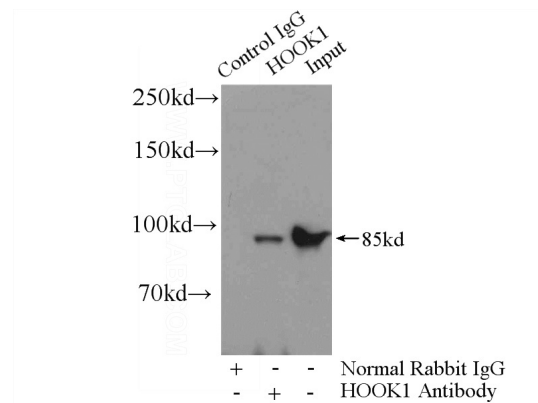
Immunofluorescent analysis of HEK-293 cells using Catalog No:111521(HOOK1 Antibody) at dilution of 1:25 and Alexa Fluor 488-conjugated AffiniPure Goat Anti-Rabbit IgG(H+L)



HOOK1 antibody

Catalog Number: 111521

Immunohistochemical of paraffin-embedded human colon cancer using Catalog No:111521(HOOK1 antibody) at dilution of 1:100 (under 10x lens)



IP Result of anti-HOOK1 (IP:Catalog No:111521, 4ug; Detection:Catalog No:111521 1:500) with mouse brain tissue lysate 4680ug.