

HNRNPU antibody



Catalog Number: 111512

Product name

HNRNPU antibody

IP: 1:200-1:2000

IF: 1:20-1:200

Specificity

Human, Mouse, Rat; other species not tested.

Antibody description

HNRNPU Rabbit Polyclonal antibody. Positive IF detected in HeLa cells. Positive IP detected in HeLa cells. Positive WB detected in Jurkat cells, HEK-293 cells, HeLa cells, K-562 cells, mouse lung tissue. Observed molecular weight by Western-blot: 120 kDa

Preparation

This antibody was obtained by immunization of HNRNPU recombinant protein (Accession Number: XM_017001117). Purification method: Antigen affinity purified.

Formulation

PBS with 0.02% sodium azide and 50% glycerol pH 7.3.

Storage

Store at -20°C. DO NOT ALIQUOT

Clonality

Polyclonal

Ig Type

Rabbit IgG

Applications


ELISA, WB, IF, IP

Dilutions

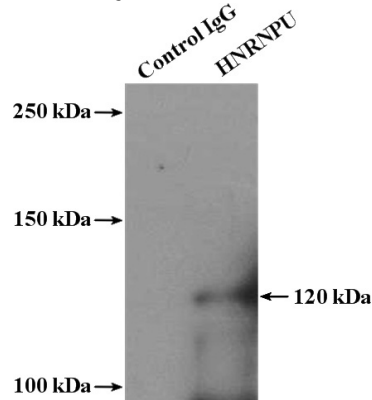
Recommended Dilution:

WB: 1:1000-1:10000

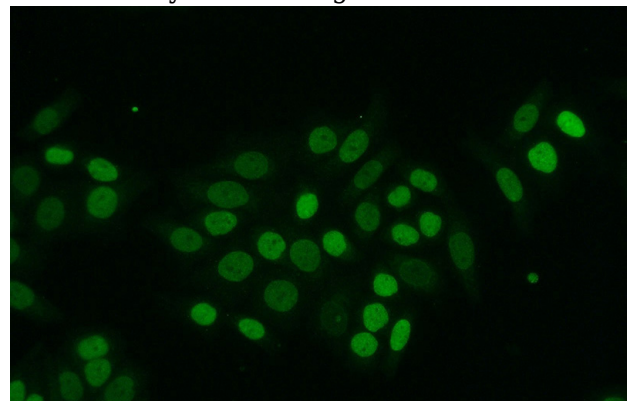
Validations



Jurkat cells were subjected to SDS PAGE followed by western blot with Catalog No:111512(HNRNPU antibody) at dilution of 1:500



IP Result of anti-HNRNPU (IP:Catalog No:111512, 4ug; Detection:Catalog No:111512 1:800) with HeLa cells lysate 2400ug.



Immunofluorescent analysis of HeLa cells using Catalog No:111512(HNRNPU Antibody) at dilution

HNRNPU antibody



Catalog Number: 111512

of 1:50 and Alexa Fluor 488-conjugated AffiniPure Goat Anti-Rabbit IgG(H+L)