

HNRNPR antibody



Catalog Number: 111511

Product name

HNRNPR antibody

IHC: 1:20-1:200

IF: 1:50-1:500

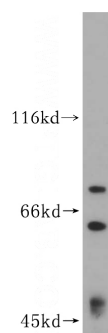
Specificity

Human, Mouse, Rat; other species not tested.

Antibody description

HNRNPR Rabbit Polyclonal antibody. Positive WB detected in HepG2 cells, HeLa cells. Positive IF detected in HepG2 cells. Positive IHC detected in human brain tissue. Observed molecular weight by Western-blot: 82 kDa

Validations



Preparation

This antibody was obtained by immunization of HNRNPR recombinant protein (Accession Number: XM_011540471). Purification method: Antigen affinity purified.

HepG2 cells were subjected to SDS PAGE followed by western blot with Catalog No:111511(HNRNPR antibody) at dilution of 1:300

Formulation

PBS with 0.02% sodium azide and 50% glycerol pH 7.3.

Storage

Store at -20°C. DO NOT ALIQUOT

Clonality

Polyclonal

Ig Type

Rabbit IgG

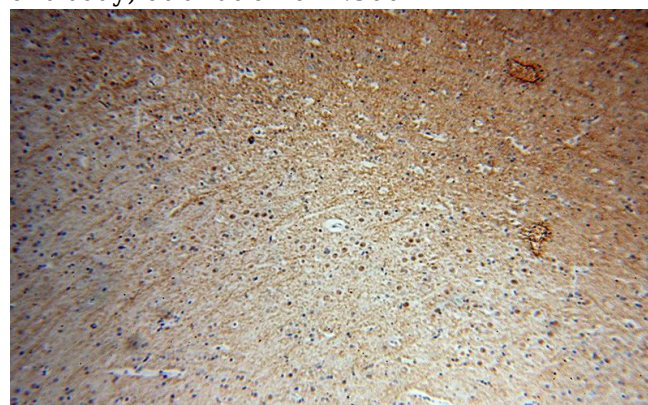
Applications

ELISA, WB, IHC, IF

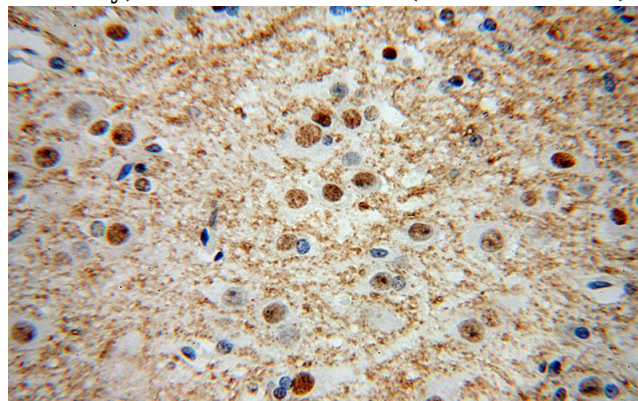
Dilutions

Recommended Dilution:

WB: 1:500-1:5000



Immunohistochemical of paraffin-embedded human brain using Catalog No:111511(HNRNPR antibody) at dilution of 1:100 (under 10x lens)



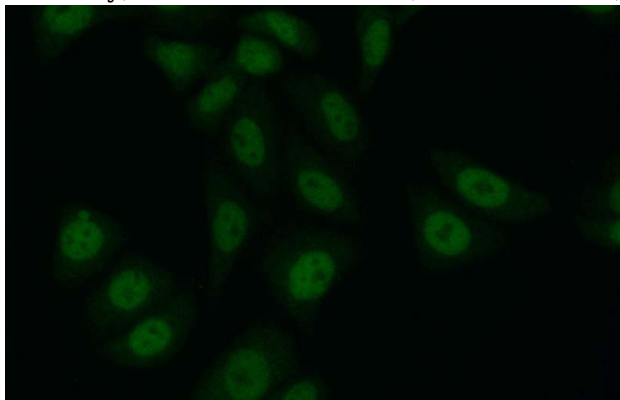
Immunohistochemical of paraffin-embedded human brain using Catalog No:111511(HNRNPR antibody) at dilution of 1:100 (under 10x lens)

HNRNPR antibody



Catalog Number: 111511

antibody) at dilution of 1:100 (under 40x lens)



Immunofluorescent analysis of (10% Formaldehyde) fixed HepG2 cells using Catalog No:111511(HNRNPR Antibody) at dilution of 1:50 and Alexa Fluor 488-conjugated AffiniPure Goat Anti-Rabbit IgG(H+L)