

HNRNPL antibody



Catalog Number: 111510

Product name

HNRNPL antibody

IHC: 1:20-1:200

IF: 1:10-1:100

Specificity

Human, Mouse, Rat; other species not tested.

Antibody description

HNRNPL Rabbit Polyclonal antibody. Positive WB detected in RAW 264.7 cells, mouse liver tissue. Positive IHC detected in human kidney tissue, human colon cancer tissue. Positive IF detected in HeLa cells. Observed molecular weight by Western-blot: 70 kDa

Preparation

This antibody was obtained by immunization of HNRNPL recombinant protein (Accession Number: BC069184). Purification method: Antigen affinity purified.

Formulation

PBS with 0.1% sodium azide and 50% glycerol pH 7.3.

Storage

Store at -20°C. DO NOT ALIQUOT

Clonality

Polyclonal

Ig Type

Rabbit IgG

Applications

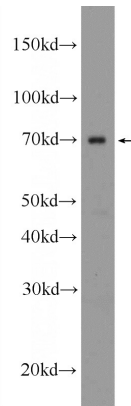
ELISA, WB, IF, IHC

Dilutions

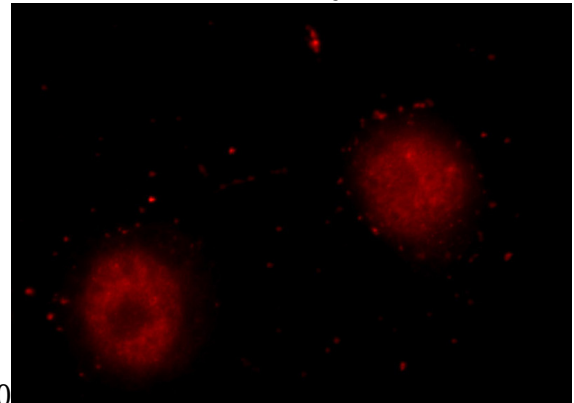
Recommended Dilution:

WB: 1:200-1:2000

Validations

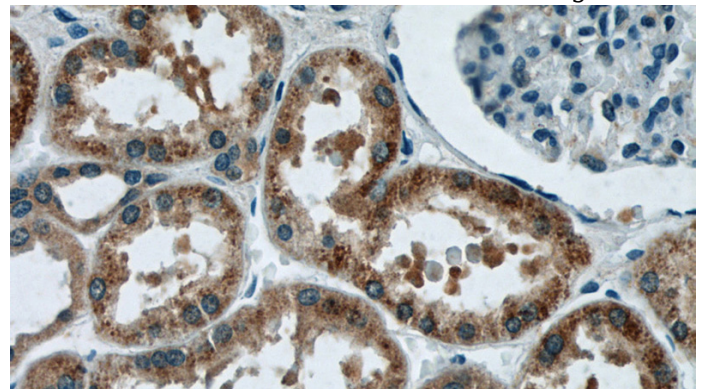


RAW 264.7 cells were subjected to SDS PAGE followed by western blot with Catalog No:111510(HNRNPL Antibody) at dilution of



1:600

Immunofluorescent analysis of HeLa cells using Catalog No:111510(HNRNPL Antibody) at dilution of 1:25 and Rhodamine-Goat anti-Rabbit IgG

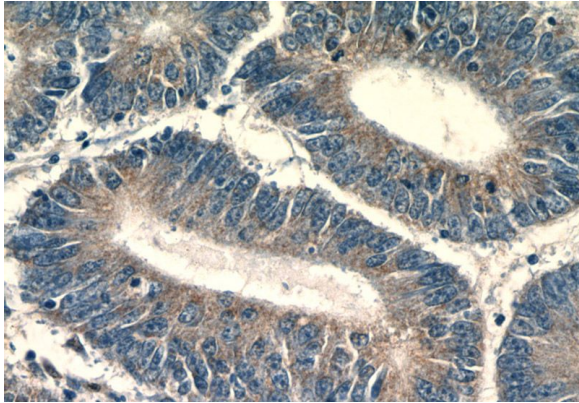


Immunohistochemistry of paraffin-embedded human kidney tissue slide using Catalog

HNRNPL antibody

Catalog Number: 111510

No:111510(HNRNPL Antibody) at dilution of 1:50
(under 40x lens)



Immunohistochemistry of paraffin-embedded
human colon cancer tissue slide using Catalog
No:111510(HNRNPL Antibody) at dilution of 1:50
(under 40x lens)