

HNRNPF antibody



Catalog Number: 111506

Product name

HNRNPF antibody

IHC: 1:20-1:200

IF: 1:50-1:500

Specificity

Human, Mouse, Rat; other species not tested.

Antibody description

HNRNPF Rabbit Polyclonal antibody. Positive IF detected in HeLa cells. Positive IHC detected in human colon cancer tissue. Positive WB detected in HeLa cells. Observed molecular weight by Western-blot: 46 kDa

Preparation

This antibody was obtained by immunization of HNRNPF recombinant protein (Accession Number: NM_001098204). Purification method: Antigen affinity purified.

Formulation

PBS with 0.02% sodium azide and 50% glycerol pH 7.3.

Storage

Store at -20°C. DO NOT ALIQUOT

Clonality

Polyclonal

Ig Type

Rabbit IgG

Applications

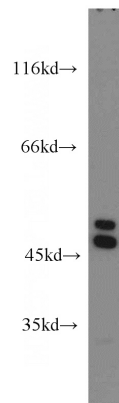
ELISA, WB, IHC, IF

Dilutions

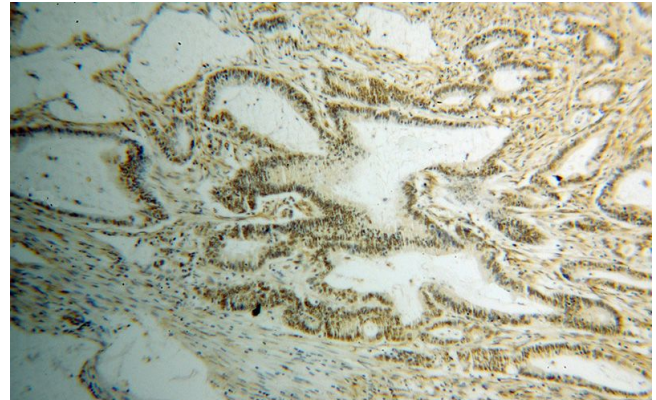
Recommended Dilution:

WB: 1:500-1:5000

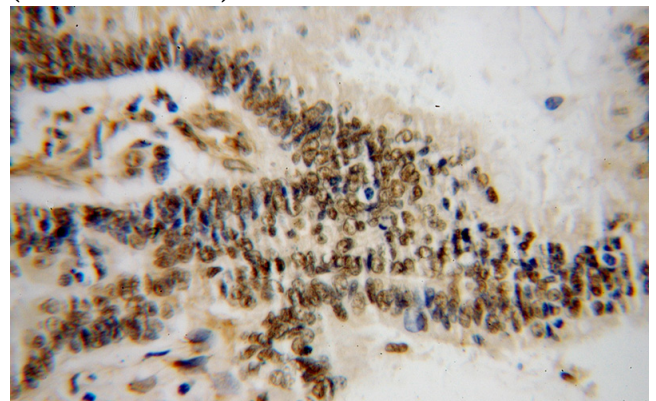
Validations



HeLa cells were subjected to SDS PAGE followed by western blot with Catalog No:111506(HNRNPF antibody) at dilution of 1:1000



Immunohistochemical of paraffin-embedded human colon cancer using Catalog No:111506(HNRNPF antibody) at dilution of 1:50 (under 10x lens)



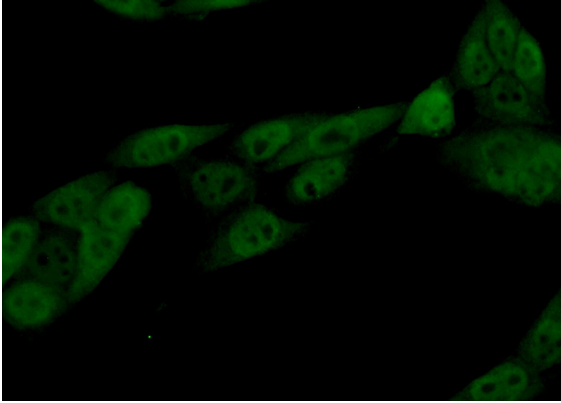
Immunohistochemical of paraffin-embedded

HNRNPF antibody



Catalog Number: 111506

human colon cancer using Catalog No:111506(HNRNPF antibody) at dilution of 1:50 (under 40x lens)



Immunofluorescent analysis of (10% Formaldehyde) fixed HeLa cells using Catalog No:111506(HNRNPF Antibody) at dilution of 1:50 and Alexa Fluor 488-conjugated AffiniPure Goat Anti-Rabbit IgG(H+L)