

HMOX1 antibody

Catalog Number: 111491

Product name

HMOX1 antibody

WB: 1:200-1:2000

IP: 1:500-1:5000

Specificity

Human, Mouse, Rat; other species not tested.

IHC: 1:20-1:200

IF: 1:20-1:200

Antibody description

HMOX1 Rabbit Polyclonal antibody. Positive IHC detected in human kidney tissue. Positive IF detected in HT-1080 cells. Positive IP detected in HeLa cells. Positive WB detected in mouse liver tissue, HeLa cells, HepG2 cells, HT-1080 cells, rat spleen tissue. Observed molecular weight by Western-blot: 28-33 kDa

Validations



mouse liver tissue were subjected to SDS PAGE followed by western blot with Catalog No:111491(HMOX1 antibody) at dilution of 1:600

Preparation

This antibody was obtained by immunization of HMOX1 recombinant protein (Accession Number: NM_002133). Purification method: Antigen affinity purified.

Formulation

PBS with 0.1% sodium azide and 50% glycerol pH 7.3.

Storage

Store at -20°C. DO NOT ALIQUOT

Clonality

Polyclonal

Ig Type

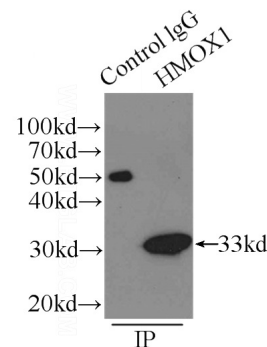
Rabbit IgG

Applications

ELISA, WB, IHC, IP, IF

Dilutions

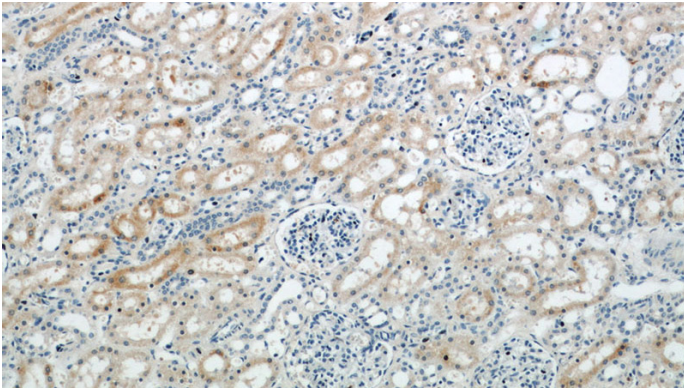
Recommended Dilution:



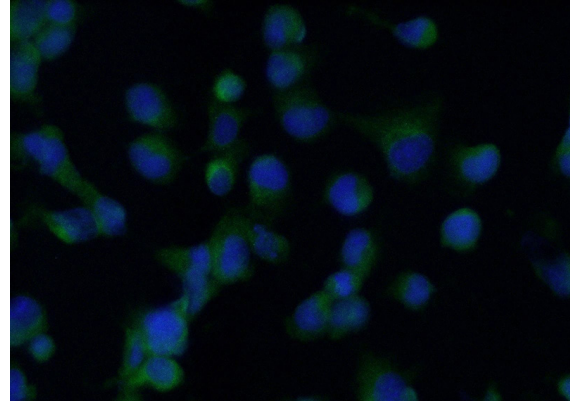
IP Result of anti-HMOX1 (IP:Catalog No:111491, 3ug; Detection:Catalog No:111491 1:1000) with HeLa cells lysate 3000ug.

HMOX1 antibody

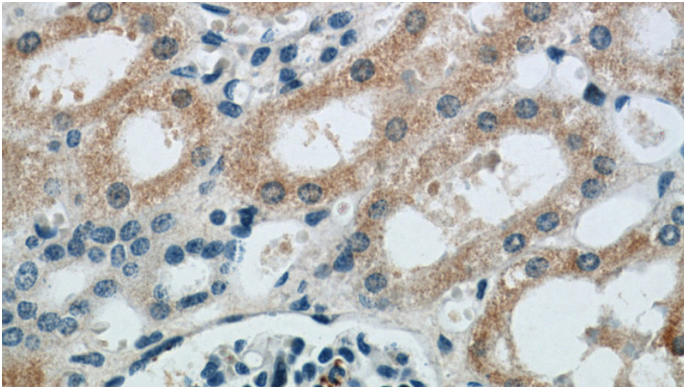
Catalog Number: 111491



Immunohistochemical of paraffin-embedded human kidney using Catalog No:111491(HMOX1 antibody) at dilution of 1:50 (under 40x lens)



Immunohistochemical of paraffin-embedded human kidney using Catalog No:111491(HMOX1 antibody) at dilution of 1:50 (under 10x lens)



Immunofluorescent analysis of (-20oc Ethanol) fixed HT-1080 cells using Catalog No:111491(HO-1 Antibody) at dilution of 1:50 and Alexa Fluor 488-conjugated AffiniPure Goat Anti-Rabbit IgG(H+L)