

HMHA1 antibody



Catalog Number: 111489

Product name

HMHA1 antibody

WB: 1:500-1:5000

IHC: 1:20-1:200

Specificity

Human, Mouse, Rat; other species not tested.

Antibody description

HMHA1 Rabbit Polyclonal antibody. Positive WB detected in Jurkat cells, A375 cells, K-562 cells, mouse thymus tissue. Positive IHC detected in human tonsil tissue, human spleen tissue, mouse spleen tissue. Observed molecular weight by Western-blot: 140-150kd

Preparation

This antibody was obtained by immunization of HMHA1 recombinant protein (Accession Number: NM_012292). Purification method: Antigen affinity purified.

Formulation

PBS with 0.02% sodium azide and 50% glycerol pH 7.3.

Storage

Store at -20°C. DO NOT ALIQUOT

Clonality

Polyclonal

Ig Type

Rabbit IgG


Applications

ELISA, WB, IHC

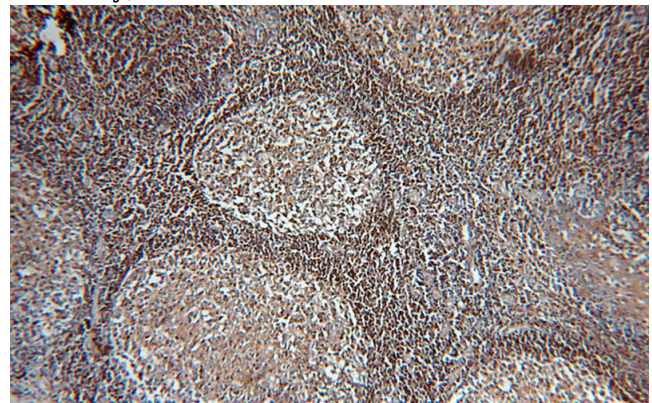
Dilutions

Recommended Dilution:

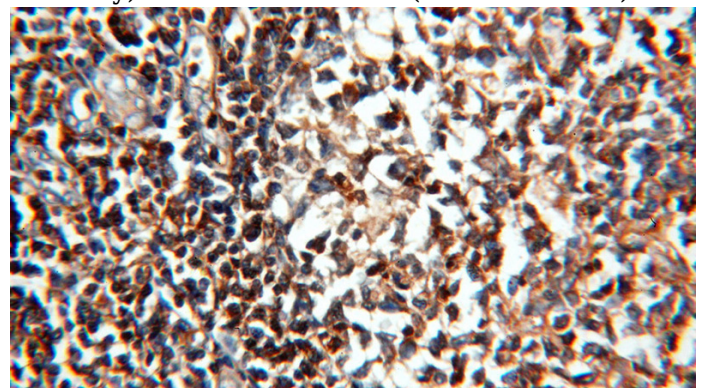
Validations



Jurkat cells were subjected to SDS PAGE followed by western blot with Catalog No:111489(HMHA1 antibody) at dilution of 1:800



Immunohistochemical of paraffin-embedded human tonsil using Catalog No:111489(HMHA1 antibody) at dilution of 1:100 (under 10x lens)



Immunohistochemical of paraffin-embedded human tonsil using Catalog No:111489(HMHA1 antibody) at dilution of 1:100 (under 40x lens)