

HPGDS antibody

Catalog Number: 111449

Product name

HPGDS antibody

IHC: 1:20-1:200

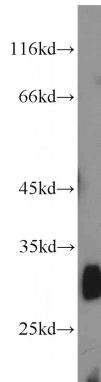
Specificity

Human, Mouse; other species not tested.

Validations

Antibody description

HPGDS Rabbit Polyclonal antibody. Positive IHC detected in human placenta tissue, human gliomas tissue. Positive WB detected in mouse small intestine tissue, mouse spleen tissue. Observed molecular weight by Western-blot: 26-30 kDa



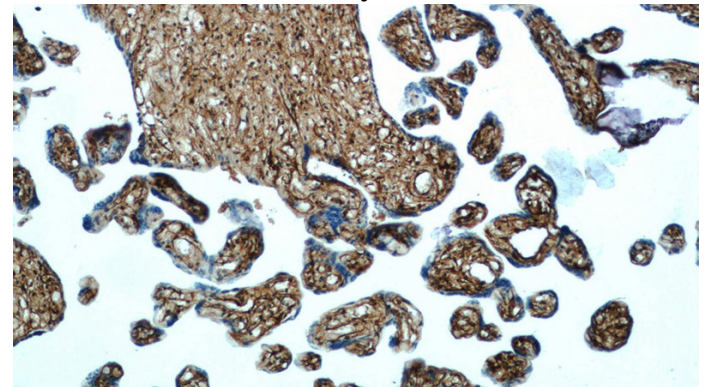
Preparation

This antibody was obtained by immunization of HPGDS recombinant protein (Accession Number: NM_014485). Purification method: Antigen Affinity purified.

mouse small intestine tissue were subjected to SDS PAGE followed by western blot with Catalog No:111449(PGDS antibody) at dilution of 1:1000

Formulation

PBS with 0.02% sodium azide and 50% glycerol pH 7.3.



Storage

Store at -20°C. DO NOT ALIQUOT

Immunohistochemistry of paraffin-embedded human placenta tissue slide using Catalog No:111449(PGDS Antibody) at dilution of 1:50 (under 10x lens)

Clonality

Polyclonal

Ig Type

Rabbit IgG

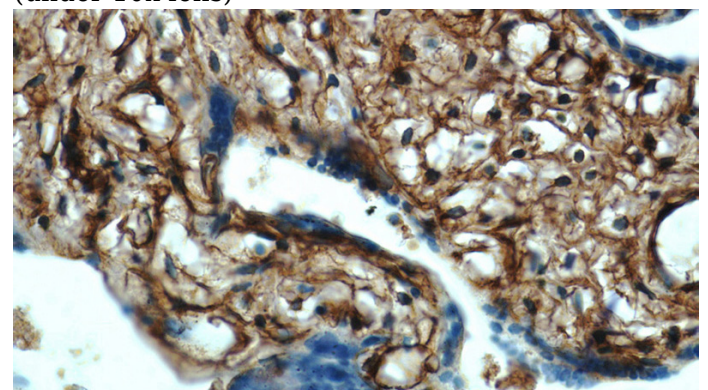
Applications

ELISA, WB, IHC

Dilutions

Recommended Dilution:

WB: 1:200-1:2000



Immunohistochemistry of paraffin-embedded human placenta tissue slide using Catalog No:111449(PGDS Antibody) at dilution of 1:50

HPGDS antibody



Catalog Number: 111449

(under 40x lens)