

HEMGN antibody



Catalog Number: 111402

Product name

HEMGN antibody

IP: 1:200-1:2000

IHC: 1:20-1:200

Specificity

Human, Mouse; other species not tested.

Antibody description

HEMGN Rabbit Polyclonal antibody. Positive WB detected in Jurkat cells, HL-60 cells, human testis tissue, mouse testis tissue. Positive IP detected in HL-60 cells. Positive IHC detected in human testis tissue. Observed molecular weight by Western-blot: 60 kDa

Preparation

This antibody was obtained by immunization of HEMGN recombinant protein (Accession Number: NM_018437). Purification method: Antigen affinity purified.

Formulation

PBS with 0.02% sodium azide and 50% glycerol pH 7.3.

Storage

Store at -20°C. DO NOT ALIQUOT

Clonality

Polyclonal

Ig Type

Rabbit IgG

Applications


ELISA, WB, IHC, IP

Dilutions

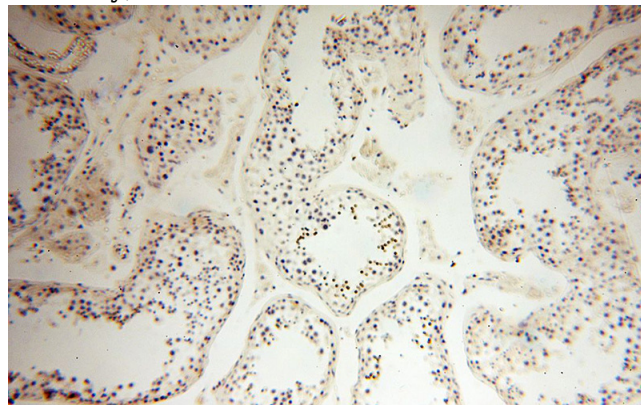
Recommended Dilution:

WB: 1:500-1:5000

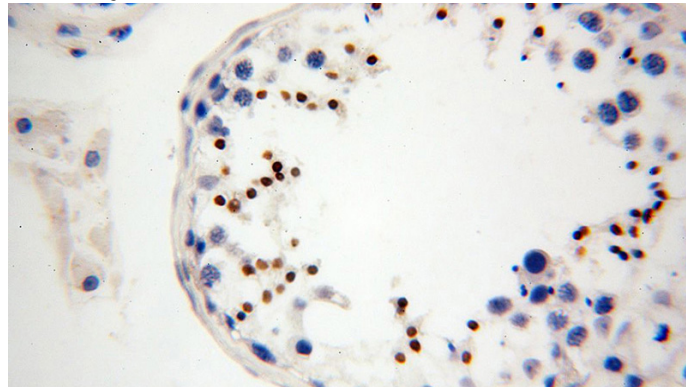
Validations



Jurkat cells were subjected to SDS PAGE followed by western blot with Catalog No:111402(HEMGN antibody) at dilution of 1:500



Immunohistochemical of paraffin-embedded human testis using Catalog No:111402(HEMGN antibody) at dilution of 1:100 (under 10x lens)



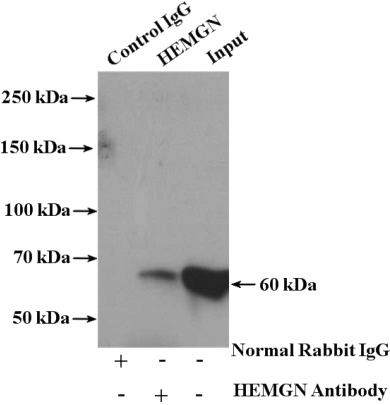
Immunohistochemical of paraffin-embedded human testis using Catalog No:111402(HEMGN antibody) at dilution of 1:100 (under 10x lens)

HEMGN antibody



Catalog Number: 111402

antibody) at dilution of 1:100 (under 40x lens)



IP Result of anti-HEMGN (IP:Catalog No:111402, 4ug; Detection:Catalog No:111402 1:500) with HL-60 cells lysate 3000ug.