

HIC1 antibody

Catalog Number: 111342

Product name

HIC1 antibody

Specificity

Human, Mouse; other species not tested.

Antibody description

HIC1 Rabbit Polyclonal antibody. Positive WB detected in Jurkat cells, NIH/3T3 cells. Positive IHC detected in human testis tissue, human colon tissue. Observed molecular weight by Western-blot: 65-70 kDa

Preparation

This antibody was obtained by immunization of HIC1 recombinant protein (Accession Number: NM_006497). Purification method: Antigen affinity purified.

Formulation

PBS with 0.1% sodium azide and 50% glycerol pH 7.3.

Storage

Store at -20°C. DO NOT ALIQUOT

Clonality

Polyclonal

Ig Type

Rabbit IgG

Applications

ELISA, IHC, WB

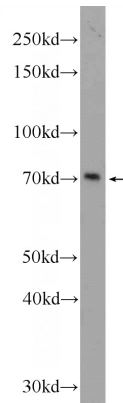
Dilutions

Recommended Dilution:

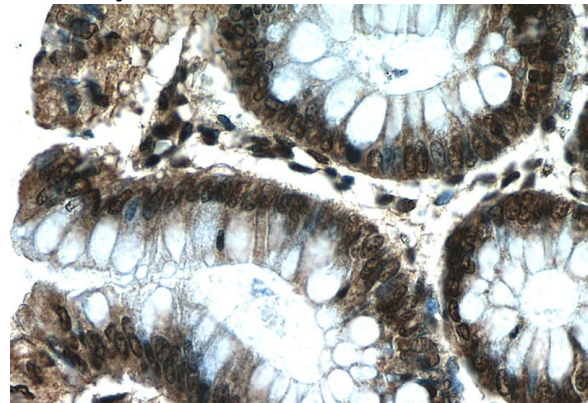
WB: 1:500-1:5000

IHC: 1:20-1:200

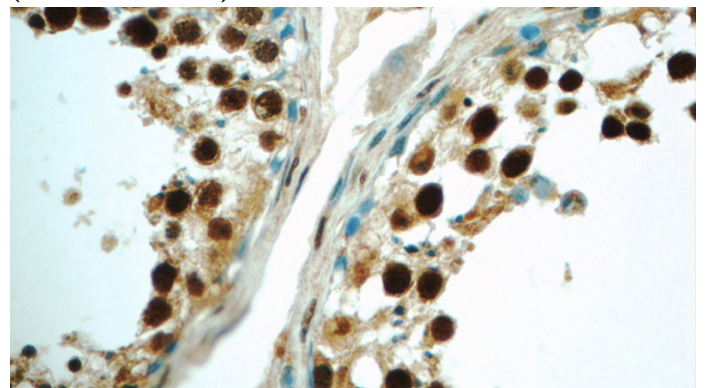
Validations



Jurkat cells were subjected to SDS PAGE followed by western blot with Catalog No:111342(HIC1 Antibody) at dilution of 1:1000



Immunohistochemistry of paraffin-embedded human colon tissue slide using Catalog No:111342(HIC1 Antibody) at dilution of 1:50 (under 40x lens)



Immunohistochemistry of paraffin-embedded human testis tissue slide using Catalog No:111342(HIC1 Antibody) at dilution of 1:50

HIC1 antibody



Catalog Number: 111342

(under 40x lens)