

HEYL antibody

Catalog Number: 111310

Product name

HEYL antibody

IP: 1:200-1:1000

IF: 1:10-1:100

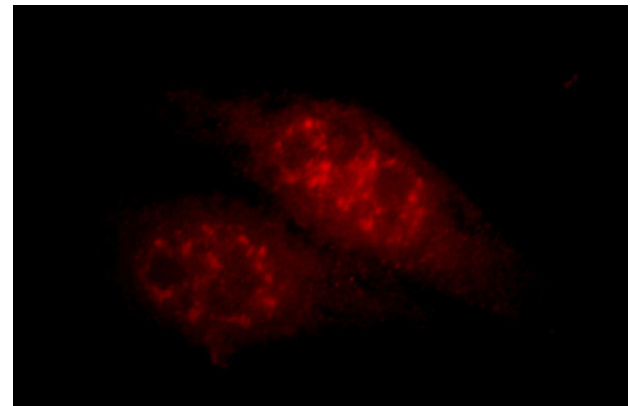
Specificity

Human, Mouse, Rat; other species not tested.

Validations

Antibody description

HEYL Rabbit Polyclonal antibody. Positive IP detected in HeLa cells. Positive WB detected in MDA-MB-453s cells. Positive IF detected in HeLa cells. Observed molecular weight by Western-blot: 35-40 kDa



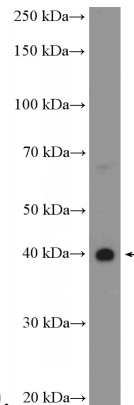
Preparation

This antibody was obtained by immunization of HEYL recombinant protein (Accession Number: NM_014571). Purification method: Antigen affinity purified.

Immunofluorescent analysis of HeLa cells, using HEYL antibody Catalog No:111310 at 1:25 dilution and Rhodamine-labeled goat anti-rabbit

Formulation

PBS with 0.1% sodium azide and 50% glycerol pH 7.3.



IgG (red).

Storage

Store at -20°C. DO NOT ALIQUOT

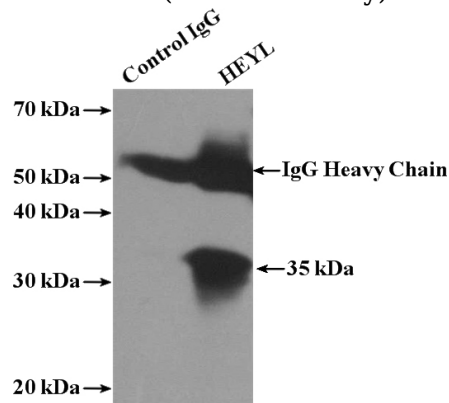
Clonality

Polyclonal

MDA-MB-453s cells were subjected to SDS PAGE followed by western blot with Catalog No:111310(HEYL Antibody) at dilution of 1:600

Ig Type

Rabbit IgG



Applications

ELISA, IF, IP, WB

Dilutions

Recommended Dilution:

WB: 1:200-1:2000

IP Result of anti-HEYL (IP:Catalog No:111310,

HEYL antibody



Catalog Number: 111310

4ug; Detection:Catalog No:111310 1:300) with HeLa cells lysate 2600ug.