

# HEXA antibody

Catalog Number: 111302

## Product name

HEXA antibody

## Specificity

human, mouse, rat; other species not tested.

## Antibody description

HEXA Rabbit Polyclonal antibody. Positive IHC detected in human prostate cancer. Positive WB detected in PC-3 cells. Observed molecular weight by Western-blot: 54kd

## Preparation

This antibody was obtained by immunization of HEXA recombinant protein (Accession Number: NM\_000520). Purification method: Antigen affinity purified.

## Formulation

PBS with 0.1% sodium azide and 50% glycerol pH 7.3.

## Storage

Store at -20°C. DO NOT ALIQUOT

## Clonality

Polyclonal

## Ig Type

Rabbit IgG

## Applications

ELISA, WB, IHC


## Dilutions

Recommended Dilution:

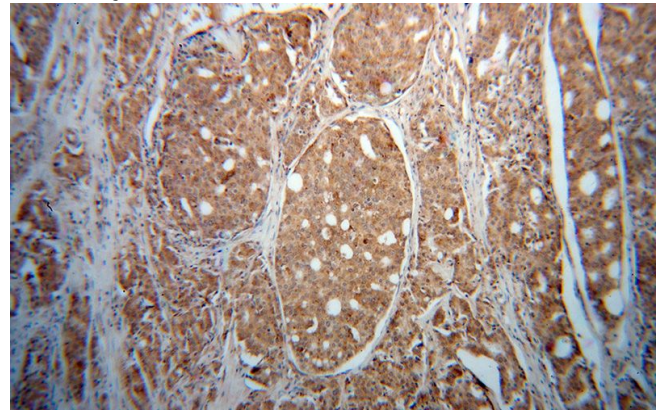
WB: 1:500-1:5000

IHC: 1:20-1:200

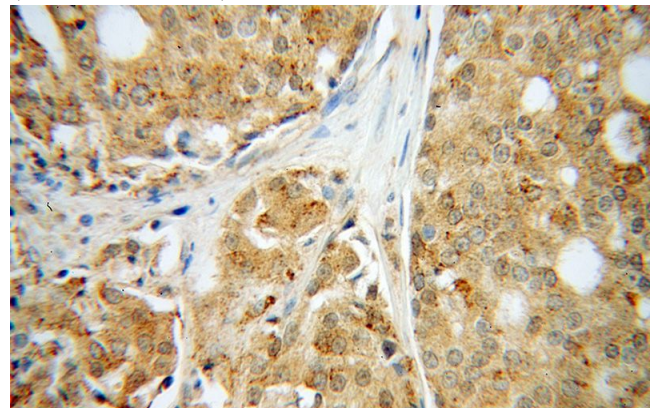
## Validations



PC-3 cells were subjected to SDS PAGE followed by western blot with Catalog No:111302(HEXA antibody) at dilution of 1:500



Immunohistochemical of paraffin-embedded human prostate cancer using Catalog No:111302(HEXA antibody) at dilution of 1:50 (under 10x lens)



Immunohistochemical of paraffin-embedded human prostate cancer using Catalog No:111302(HEXA antibody) at dilution of 1:50 (under 40x lens)