

HERPUD2 antibody



Catalog Number: 111299

Product name

HERPUD2 antibody

Specificity

Human; other species not tested.

Antibody description

HERPUD2 Rabbit Polyclonal antibody. Positive WB detected in A549 cells. Positive IHC detected in human kidney tissue. Positive IF detected in HepG2 cells. Observed molecular weight by Western-blot: 35-45 kDa

Preparation

This antibody was obtained by immunization of HERPUD2 recombinant protein (Accession Number: NM_022373). Purification method: Antigen affinity purified.

Formulation

PBS with 0.1% sodium azide and 50% glycerol pH 7.3.

Storage

Store at -20°C. DO NOT ALIQUOT

Clonality

Polyclonal

Ig Type

Rabbit IgG

Applications

ELISA, WB, IHC, IF

Dilutions


Recommended Dilution:

WB: 1:200-1:2000

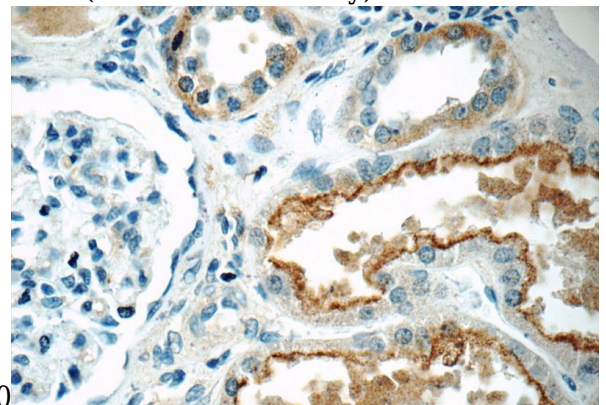
IHC: 1:20-1:200


IF: 1:10-1:100

Validations



A549 cells were subjected to SDS PAGE followed by western blot with Catalog No:111299(HERPUD2 Antibody) at dilution of



Immunohistochemistry of paraffin-embedded human kidney tissue slide using Catalog No:111299(HERPUD2 Antibody) at dilution of 1:50 (under 40x lens) 

Immunofluorescent analysis of HepG2 cells using Catalog No:111299(HERPUD2 Antibody) at dilution of 1:25 and Alexa Fluor 488-conjugated AffiniPure Goat Anti-Rabbit IgG(H+L)