

GRP94 antibody



Catalog Number: 111223

Product name

GRP94 antibody

Immunogen

[Human GRP94 Recombinant protein \(His tag\)](#)

Specificity

Human, Mouse, Rat; other species not tested.

Antibody description

GRP94 Rabbit Polyclonal antibody. Positive IP detected in mouse liver tissue. Positive WB detected in HeLa cells, A549 cells, HEK-293 cells, HT-1080 cells, K-562 cells, MCF7 cells, mouse heart tissue, mouse liver tissue, NIH/3T3 cells, rat liver tissue. Positive IHC detected in human breast cancer tissue, human cervical cancer tissue. Positive IF detected in A431 cells, HepG2 cells. Positive FC detected in HEK-293T cells. Observed molecular weight by Western-blot: 100 kDa

Preparation

This antibody was obtained by immunization of GRP94 recombinant protein (Accession Number: NM_003299). Purification method: Antigen affinity purified.

Formulation

PBS with 0.02% sodium azide and 50% glycerol pH 7.3.

Storage

Store at -20°C. DO NOT ALIQUOT

Clonality

Polyclonal

Ig Type

Rabbit IgG

Applications

ELISA, WB, IHC, IF, FC, IP

Dilutions

Recommended Dilution:


WB: 1:1000-1:10000

IP: 1:500-1:5000

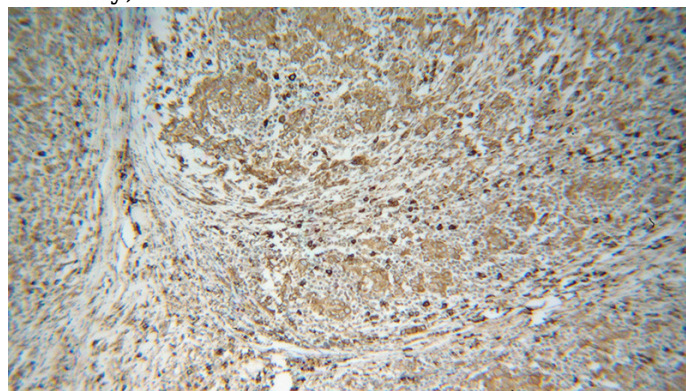
IHC: 1:20-1:200

IF: 1:20-1:200

Validations



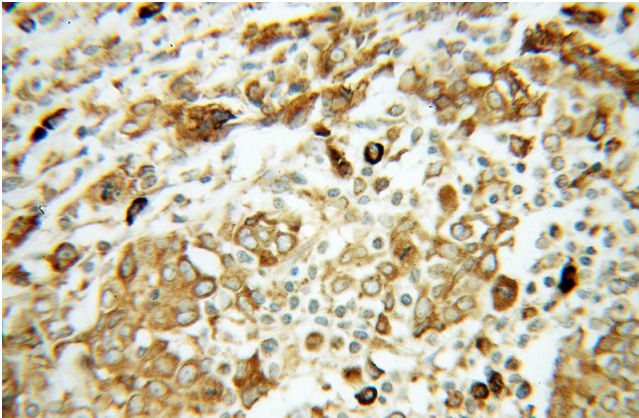
HeLa cells were subjected to SDS PAGE followed by western blot with Catalog No:111223(HSP90B1 antibody) at dilution of 1:500



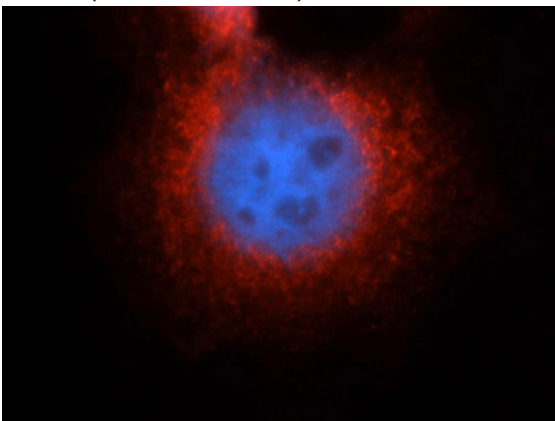
Immunohistochemical of paraffin-embedded human breast cancer using Catalog No:111223(HSP90B1 antibody) at dilution of 1:100 (under 10x lens)

GRP94 antibody

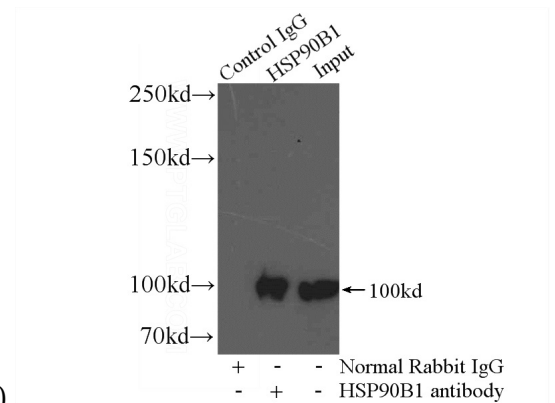
Catalog Number: 111223



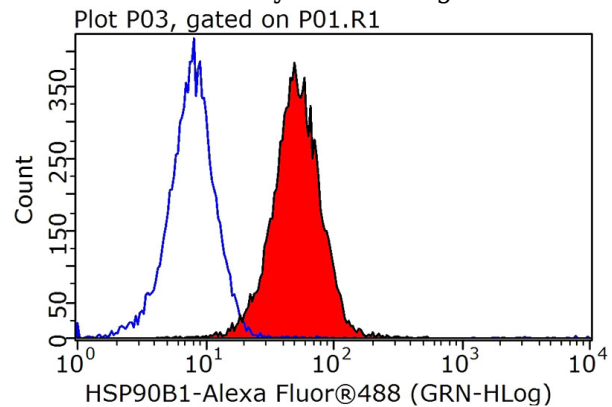
Immunohistochemical of paraffin-embedded human breast cancer using Catalog No:111223(HSP90B1 antibody) at dilution of 1:100 (under 40x lens)



Immunofluorescent analysis of A431 cells, using HSP90B1 antibody Catalog No:111223 at 1:50 dilution and Rhodamine-labeled goat anti-rabbit IgG (red). Blue pseudocolor = DAPI (fluorescent



IP Result of anti-GRP94 (IP:Catalog No:111223, 3ug; Detection:Catalog No:111223 1:1000) with mouse liver tissue lysate 4000ug.



1X10⁶ HEK-293T cells were stained with .2ug GRP94 antibody (Catalog No:111223, red) and control antibody (blue). Fixed with 90% MeOH blocked with 3% BSA (30 min). Alexa Fluor 488-conjugated AffiniPure Goat Anti-Rabbit IgG(H+L) with dilution 1:1000.