

GRK2 antibody

Catalog Number: 111212

Product name

GRK2 antibody

IP: 1:500-1:5000

IHC: 1:20-1:200

Specificity

Human; other species not tested.

Antibody description

GRK2 Rabbit Polyclonal antibody. Positive IP detected in HL-60 cells. Positive WB detected in Jurkat cells, HL-60 cells. Positive FC detected in HeLa cells. Positive IHC detected in human lymphoma tissue. Observed molecular weight by Western-blot: 80 kDa

Preparation

This antibody was obtained by immunization of GRK2 recombinant protein (Accession Number: NM_001619). Purification method: Antigen affinity purified.

Formulation

PBS with 0.02% sodium azide and 50% glycerol pH 7.3.

Storage

Store at -20°C. DO NOT ALIQUOT

Clonality

Polyclonal

Ig Type

Rabbit IgG

Applications


ELISA, WB, IHC, FC, IP

Dilutions

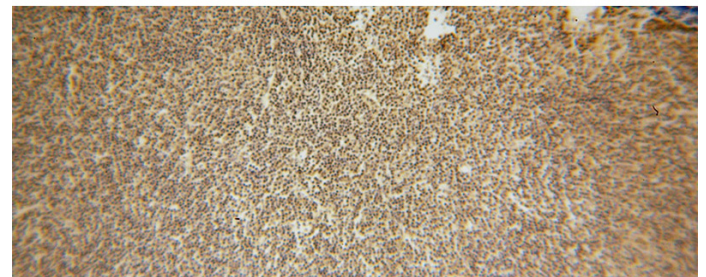
Recommended Dilution:

WB: 1:500-1:5000

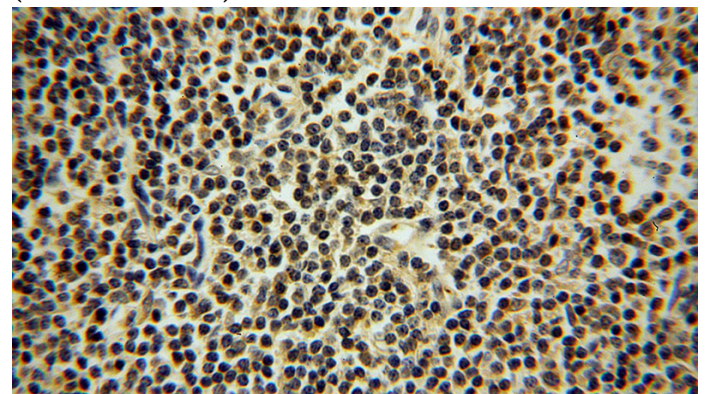
Validations



Jurkat cells were subjected to SDS PAGE followed by western blot with Catalog No:111212(ADRBK1 antibody) at dilution of 1:1000



Immunohistochemical of paraffin-embedded human lymphoma using Catalog No:111212(ADRBK1 antibody) at dilution of 1:100 (under 10x lens)




Immunohistochemical of paraffin-embedded

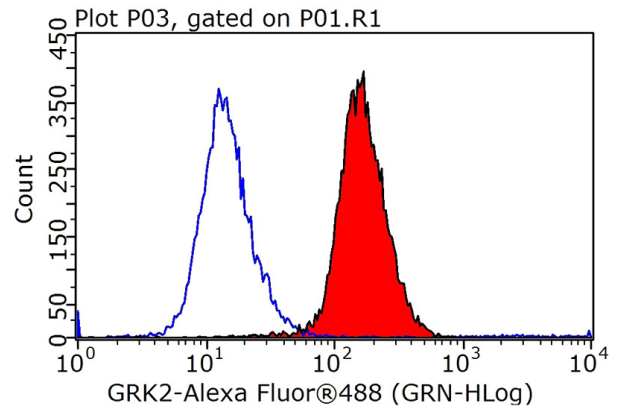
GRK2 antibody

Catalog Number: 111212

human lymphoma using Catalog
No:111212(ADRBK1 antibody) at dilution of 1:100



IP Result of anti-ADRBK1 (IP:Catalog No:111212,
4ug; Detection:Catalog No:111212 1:1000) with
HL-60 cells lysate 3040ug.



1×10^6 HeLa cells were stained with 0.2ug
ADRBK1 antibody (Catalog No:111212, red) and
control antibody (blue). Fixed with 90% MeOH
blocked with 3% BSA (30 min). Alexa Fluor 488-
conjugated AffiniPure Goat Anti-Rabbit IgG(H+L)
with dilution 1:1000.