

GSTA3 antibody



Catalog Number: 111181

Product name

GSTA3 antibody

Recommended Dilution:

WB: 1:500-1:5000

Immunogen

[Human GSTA3 Recombinant protein \(GST tag\)](#)

IP: 1:200-1:2000

IF: 1:10-1:100


Specificity

Human, Mouse, Rat; other species not tested.

Validations

Antibody description

GSTA3 Rabbit Polyclonal antibody. Positive IF detected in MCF-7 cells. Positive IP detected in mouse testis tissue. Positive WB detected in mouse uterus tissue, human testis tissue. Observed molecular weight by Western-blot: 25kd



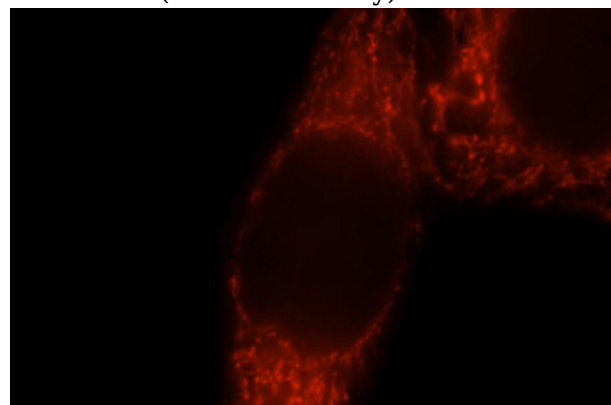
Preparation

This antibody was obtained by immunization of GSTA3 recombinant protein (Accession Number: NM_000847). Purification method: Antigen affinity purified.

mouse uterus tissue were subjected to SDS PAGE followed by western blot with Catalog No:111181(GSTA3 antibody) at dilution of 1:400

Formulation

PBS with 0.02% sodium azide and 50% glycerol pH 7.3.



Storage

Store at -20°C. DO NOT ALIQUOT

Clonality

Polyclonal

Immunofluorescent analysis of MCF-7 cells, using GSTA3 antibody Catalog No:111181 at 1:25 dilution and Rhodamine-labeled goat anti-rabbit

Ig Type

Rabbit IgG

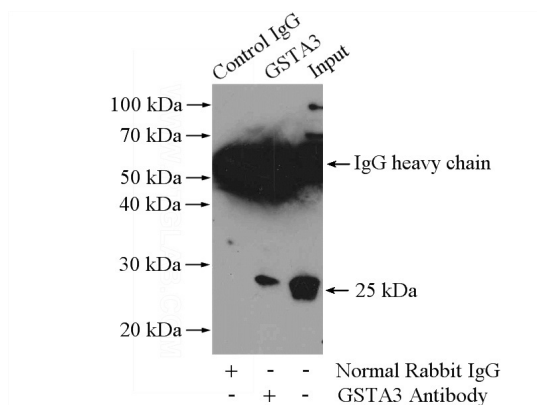
Applications

ELISA, WB, IF, IP

Dilutions

GSTA3 antibody

Catalog Number: 111181



IP Result of anti-GSTA3 (IP:Catalog No:111181, 4ug; Detection:Catalog No:111181 1:500) with mouse testis tissue lysate 4800ug.

IgG (red).