

GSK3B antibody

Catalog Number: 111172

Product name

GSK3B antibody

WB: 1:500-1:5000

IP: 1:200-1:2000

Specificity

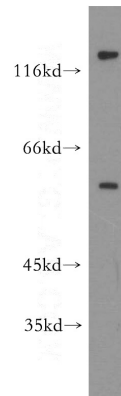
Human, Mouse, Rat, Pig, Zebrafish; other species not tested.

IHC: 1:20-1:200

Antibody description

GSK3B Rabbit Polyclonal antibody. Positive WB detected in mouse ovary tissue, HEK-293 cells, HeLa cells. Positive IP detected in mouse heart tissue. Positive IHC detected in human testis tissue. Observed molecular weight by Western-blot: 55-60 kDa

Validations



Preparation

This antibody was obtained by immunization of GSK3B recombinant protein (Accession Number: NM_002093). Purification method: Antigen affinity purified.

mouse ovary tissue were subjected to SDS PAGE followed by western blot with Catalog No:111172(GSK3B antibody) at dilution of 1:300

Formulation

PBS with 0.02% sodium azide and 50% glycerol pH 7.3.

Storage

Store at -20°C. DO NOT ALIQUOT

Clonality

Polyclonal

Ig Type

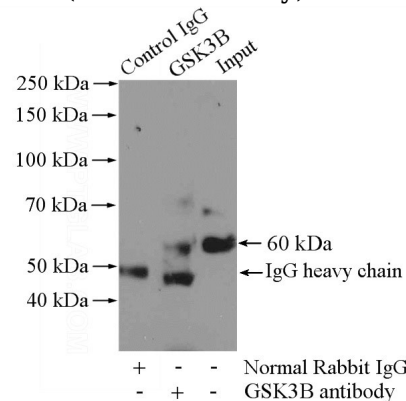
Rabbit IgG

Applications

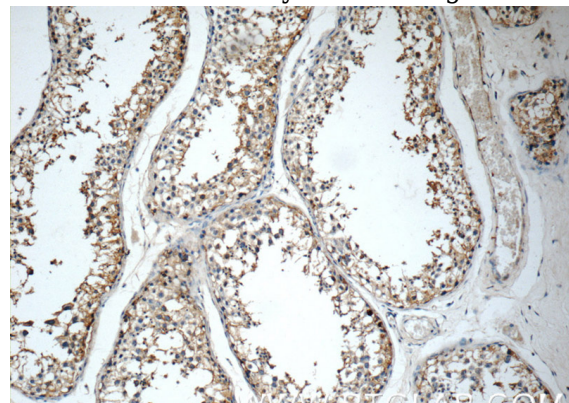
ELISA, WB, IHC, IP

Dilutions

Recommended Dilution:



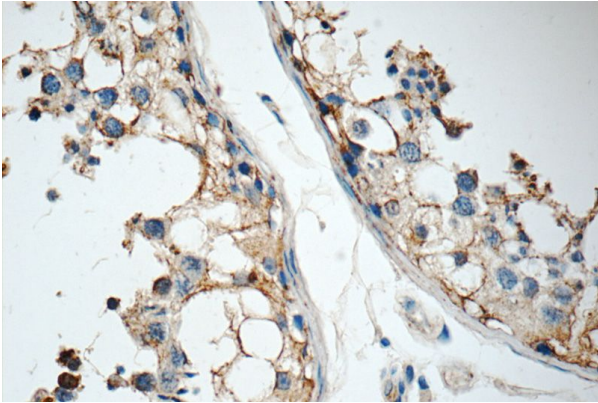
IP Result of anti-GSK3B (IP:Catalog No:111172, 4ug; Detection:Catalog No:111172 1:500) with mouse heart tissue lysate 4000ug.



GSK3B antibody

Catalog Number: 111172

Immunohistochemistry of paraffin-embedded human testis tissue slide using Catalog No:111172(GSK3B Antibody) at dilution of 1:50 (under 10x lens)



Immunohistochemistry of paraffin-embedded human testis tissue slide using Catalog No:111172(GSK3B Antibody) at dilution of 1:50 (under 40x lens)