

# Granzyme A antibody



Catalog Number: 111160

## Product name

Granzyme A antibody

## Specificity

Human, Mouse; other species not tested.

## Antibody description

Granzyme A Rabbit Polyclonal antibody. Positive IHC detected in human lymphoma tissue. Positive WB detected in Jurkat cells, mouse kidney tissue. Observed molecular weight by Western-blot: 60kd

## Preparation

This antibody was obtained by immunization of Granzyme A recombinant protein (Accession Number: NM\_006144). Purification method: Antigen affinity purified.

## Formulation

PBS with 0.1% sodium azide and 50% glycerol pH 7.3.

## Storage

Store at -20°C. DO NOT ALIQUOT

## Clonality

Polyclonal

## Ig Type

Rabbit IgG

## Applications

ELISA, WB, IHC


## Dilutions

Recommended Dilution:

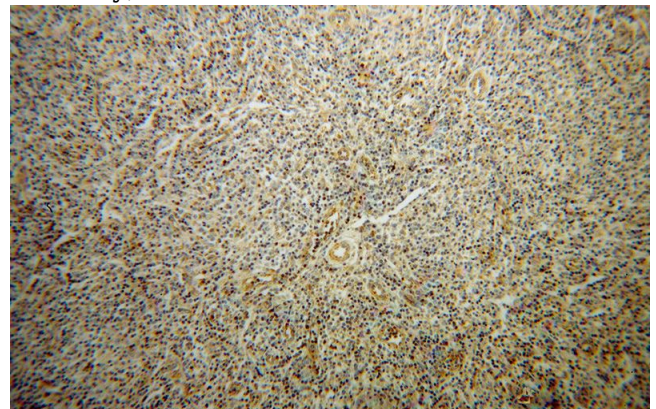
WB: 1:200-1:2000

IHC: 1:20-1:200

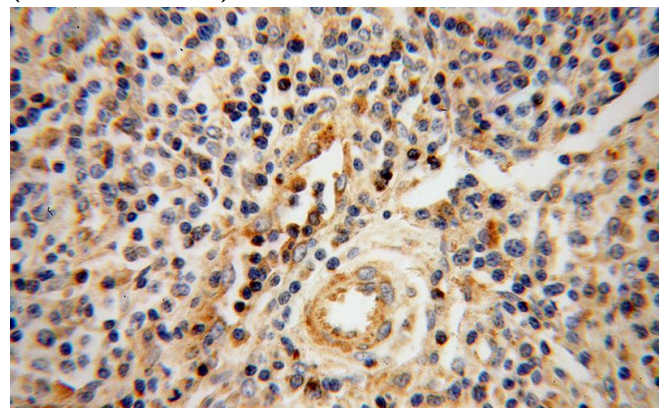
## Validations



Jurkat cells were subjected to SDS PAGE followed by western blot with Catalog No:111160(GZMA antibody) at dilution of 1:600



Immunohistochemical of paraffin-embedded human lymphoma using Catalog No:111160(GZMA antibody) at dilution of 1:50 (under 10x lens)



Immunohistochemical of paraffin-embedded human lymphoma using Catalog No:111160(GZMA antibody) at dilution of 1:50 (under 40x lens)