

Granulin antibody

Catalog Number: 111159

Product name

Granulin antibody

Specificity

Human, Mouse, Rat; other species not tested.

Antibody description

Granulin Rabbit Polyclonal antibody. Positive IP detected in mouse kidney tissue. Positive WB detected in mouse lung tissue, A431 cells, HEK-293 cells, HeLa cells, mouse heart tissue, mouse kidney tissue, PC-3 cells, rat brain tissue, rat kidney tissue, THP-1 cells, U-937 cells. Positive IHC detected in human skin cancer tissue, human kidney tissue. Observed molecular weight by Western-blot: 68 kDa, 70-88 kDa

Preparation

This antibody was obtained by immunization of Granulin recombinant protein (Accession Number: NM_001012479). Purification method: Antigen affinity purified.

Formulation

PBS with 0.02% sodium azide and 50% glycerol pH 7.3.

Storage

Store at -20°C. DO NOT ALIQUOT

Clonality

Polyclonal

Ig Type

Rabbit IgG

Applications

ELISA, WB, IHC, IP

Dilutions


Recommended Dilution:

WB: 1:200-1:2000

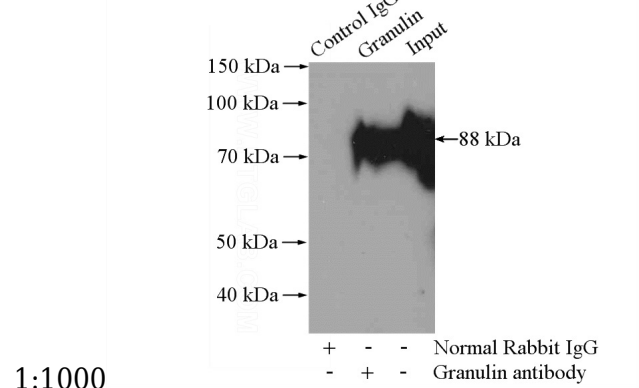
IP: 1:200-1:2000

IHC: 1:20-1:200

Validations



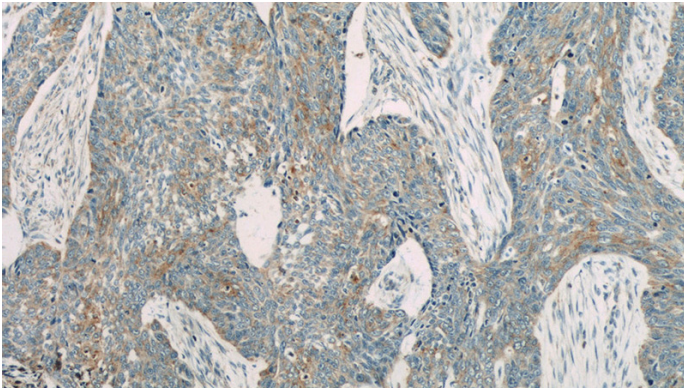
mouse lung tissue were subjected to SDS PAGE followed by western blot with Catalog No:111159(PCDGF,GRN antibody) at dilution of



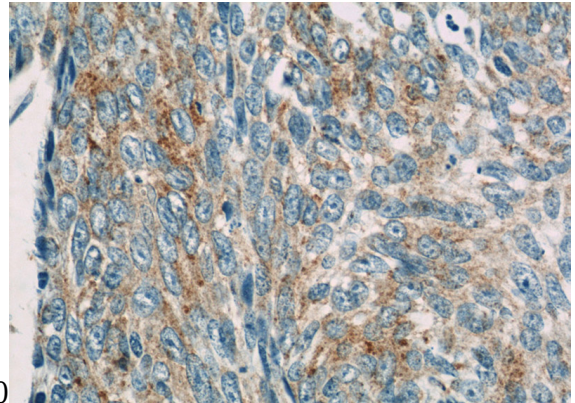
IP Result of anti-PCDGF,GRN (IP:Catalog No:111159, 4ug; Detection:Catalog No:111159 1:800) with mouse kidney tissue lysate 4000ug.

Granulin antibody

Catalog Number: 111159



1:50



Immunohistochemistry of paraffin-embedded human skin cancer slide using Catalog No:111159(PCDGF,GRN Antibody) at dilution of 1:50