

golgin 97 antibody



Catalog Number: 111044

Product name

golgin 97 antibody

IP: 1:200-1:1000

IF: 1:10-1:100

Specificity

Human, Mouse; other species not tested.

Antibody description

golgin 97 Rabbit Polyclonal antibody. Positive IP detected in mouse kidney tissue. Positive WB detected in SMMC-7721 cells, HeLa cells, mouse kidney tissue. Positive IF detected in HeLa cells. Observed molecular weight by Western-blot: 97 kDa

Preparation

This antibody was obtained by immunization of golgin 97 recombinant protein (Accession Number: NM_002077). Purification method: Antigen affinity purified.

Formulation

PBS with 0.1% sodium azide and 50% glycerol pH 7.3.

Storage

Store at -20°C. DO NOT ALIQUOT

Clonality

Polyclonal

Ig Type

Rabbit IgG

Applications


ELISA, WB, IF, IP

Dilutions

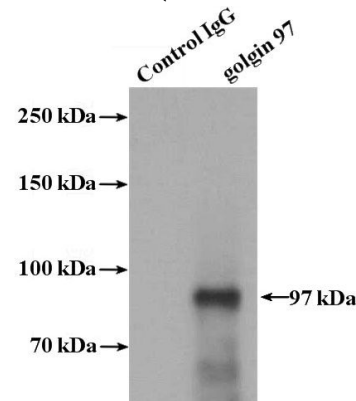
Recommended Dilution:

WB: 1:500-1:5000

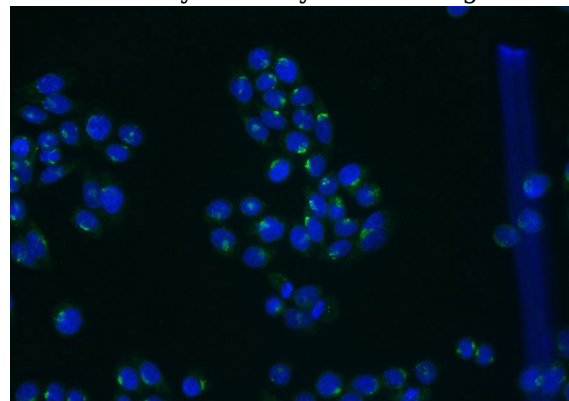
Validations



SMMC-7721 cells were subjected to SDS PAGE followed by western blot with Catalog No:111044(GOLGA1 antibody) at dilution of 1:500



IP Result of anti-GOLGA1 (IP:Catalog No:111044, 4ug; Detection:Catalog No:111044 1:300) with mouse kidney tissue lysate 4000ug.



Immunofluorescent analysis of HeLa cells using Catalog No:111044(GOLGA1 Antibody) at dilution

golgin 97 antibody



Catalog Number: 111044

of 1:25 and Alexa Fluor 488-conjugated AffiniPure Goat Anti-Rabbit IgG(H+L)