

GlnRS antibody



Catalog Number: 111026

Product name

GlnRS antibody

IP: 1:200-1:2000

IHC: 1:20-1:200

Specificity

Human, Mouse, Rat; other species not tested.

IF: 1:10-1:100

Antibody description

GlnRS Rabbit Polyclonal antibody. Positive IF detected in PC-3 cells. Positive IHC detected in human prostate cancer tissue. Positive IP detected in PC-3 cells. Positive WB detected in PC-3 cells. Observed molecular weight by Western-blot: 88 kDa

Preparation

This antibody was obtained by immunization of GlnRS recombinant protein (Accession Number: BC016634). Purification method: Antigen affinity purified.

Formulation

PBS with 0.1% sodium azide and 50% glycerol pH 7.3.

Storage

Store at -20°C. DO NOT ALIQUOT

Clonality

Polyclonal

Ig Type

Rabbit IgG

Applications


ELISA, WB, IHC, IF, IP

Dilutions

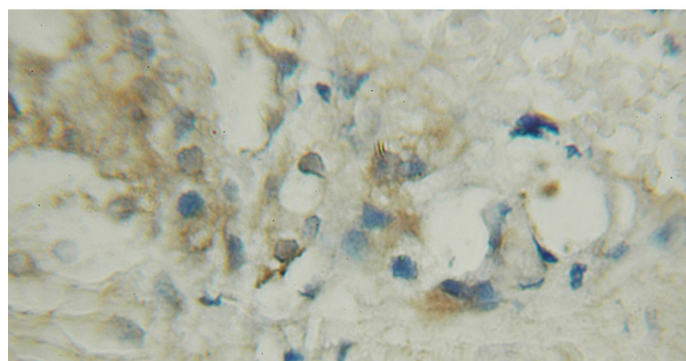
Recommended Dilution:

WB: 1:500-1:5000

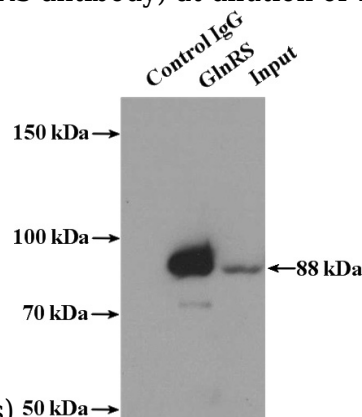
Validations



PC-3 cells were subjected to SDS PAGE followed by western blot with Catalog No:111026(QARS antibody) at dilution of 1:500

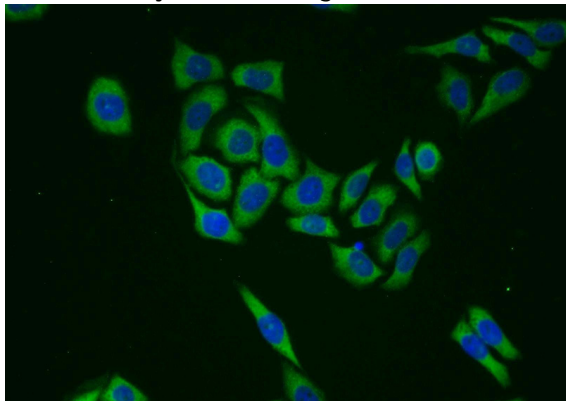


Immunohistochemical of paraffin-embedded human prostate cancer using Catalog No:111026(QARS antibody) at dilution of 1:50



(under 10x lens)

IP Result of anti-QARS (IP:Catalog No:111026, 4ug; Detection:Catalog No:111026 1:500) with PC-3 cells lysate 3200ug.



Immunofluorescent analysis of PC-3 cells using Catalog No:111026(QARS Antibody) at dilution of 1:25 and Alexa Fluor 488-conjugated AffiniPure Goat Anti-Rabbit IgG(H+L)