

GOLGA2/GM130 antibody



Catalog Number: 111014

Product name

GOLGA2/GM130 antibody

WB: 1:1000-1:10000

IHC: 1:20-1:200

Specificity


Human, Mouse, Rat; other species not tested.

IF: 1:10-1:100

Antibody description

GOLGA2/GM130 Rabbit Polyclonal antibody. Positive WB detected in HEK-293 cells, human spleen tissue. Positive IHC detected in human testis tissue, human kidney tissue, human placenta tissue. Positive IF detected in HEK-293 cells. Positive FC detected in HEK-293 cells. Observed molecular weight by Western-blot: 130 kDa

Validations



Preparation

This antibody was obtained by immunization of GOLGA2/GM130 recombinant protein (Accession Number: BC014188). Purification method: Antigen affinity purified.

HEK-293 cells were subjected to SDS PAGE followed by western blot with Catalog No:111014(GOLGA2,GM130 antibody) at dilution of 1:1000

Formulation

PBS with 0.1% sodium azide and 50% glycerol pH 7.3.

Storage

Store at -20°C. DO NOT ALIQUOT

Clonality

Polyclonal

Ig Type

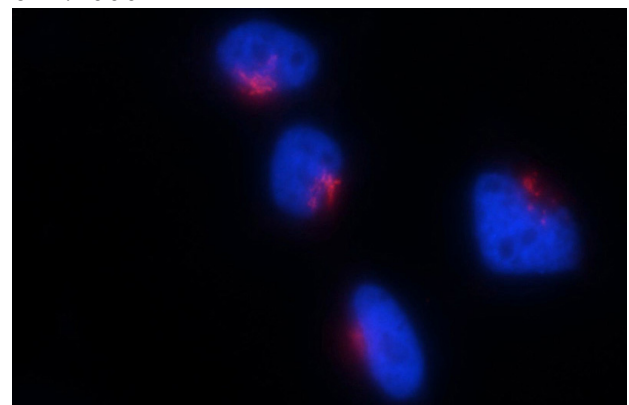
Rabbit IgG

Applications

ELISA, WB, IHC, IF, FC

Dilutions

Recommended Dilution:

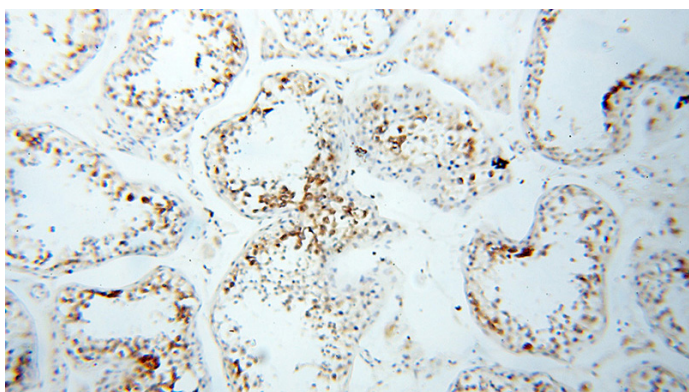


Immunofluorescent analysis of HEK-293 cells using Catalog No:111014(GM130;GOLGA2 Antibody) at dilution of 1:25 and Rhodamine-Goat anti-Rabbit IgG

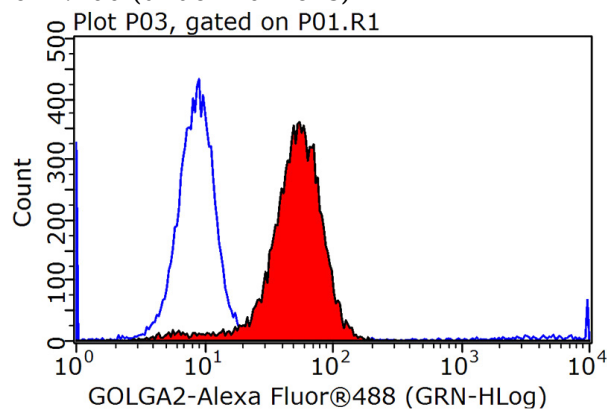
GOLGA2/GM130 antibody



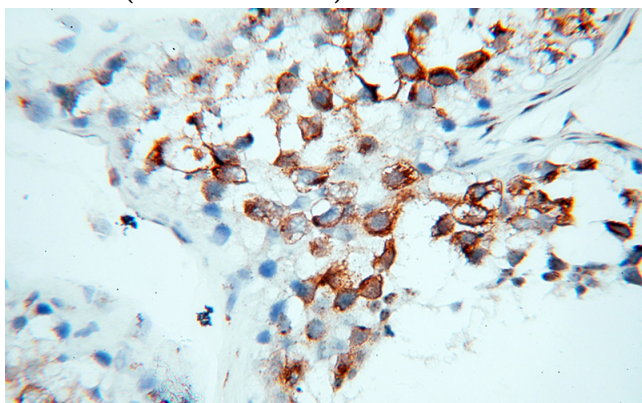
Catalog Number: 111014



Immunohistochemical of paraffin-embedded human testis using Catalog No:111014(GOLGA2,GM130 antibody) at dilution of 1:100 (under 40x lens)



Immunohistochemical of paraffin-embedded human testis using Catalog No:111014(GOLGA2,GM130 antibody) at dilution of 1:100 (under 10x lens)



1×10^6 HEK-293 cells were stained with 0.2ug GM130;GOLGA2 antibody (Catalog No:111014, red) and control antibody (blue). Fixed with 90% MeOH blocked with 3% BSA (30 min). Alexa Fluor 488-conjugated AffiniPure Goat Anti-Rabbit IgG(H+L) with dilution 1:1000.