

GNAO1 antibody

Catalog Number: 110990

Product name

GNAO1 antibody

WB: 1:200-1:2000

IP: 1:200-1:2000

Specificity


Human, Mouse, Rat; other species not tested.

IHC: 1:20-1:200

Antibody description

GNAO1 Rabbit Polyclonal antibody. Positive IP detected in mouse brain tissue. Positive WB detected in rat brain tissue, human brain tissue, human liver tissue, mouse testis tissue, Y79 cells. Positive IHC detected in human gliomas tissue. Observed molecular weight by Western-blot: 40 kDa

Validations



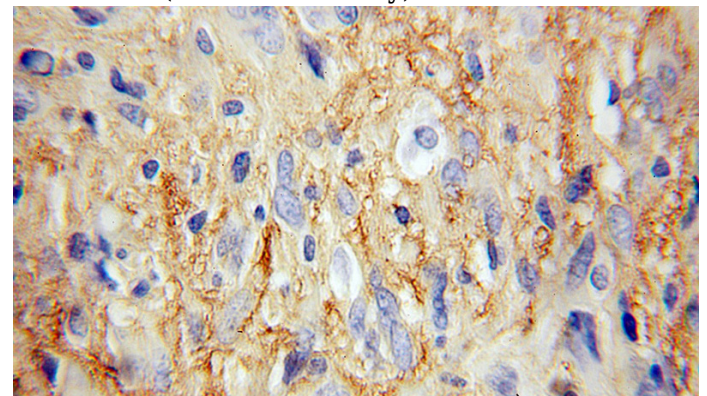
Preparation

This antibody was obtained by immunization of GNAO1 recombinant protein (Accession Number: BC030027). Purification method: Antigen affinity purified.

rat brain tissue were subjected to SDS PAGE followed by western blot with Catalog No:110990(GNAO1 Antibody) at dilution of 1:600

Formulation

PBS with 0.02% sodium azide and 50% glycerol pH 7.3.



Storage

Store at -20°C. DO NOT ALIQUOT

Clonality

Polyclonal

Ig Type

Rabbit IgG

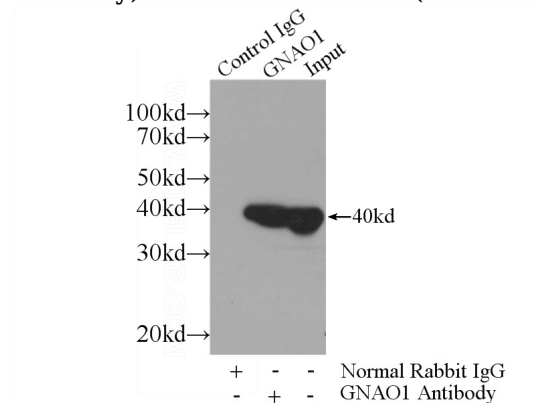
Applications

ELISA, IHC, WB, IP

Dilutions

Recommended Dilution:

Immunohistochemical of paraffin-embedded human gliomas using Catalog No:110990(GNAO1 antibody) at dilution of 1:100 (under 10x lens)



GNAO1 antibody



Catalog Number: 110990

IP Result of anti-GNAO1 (IP:Catalog No:110990,

3ug; Detection:Catalog No:110990 1:600) with mouse brain tissue lysate 3600ug.